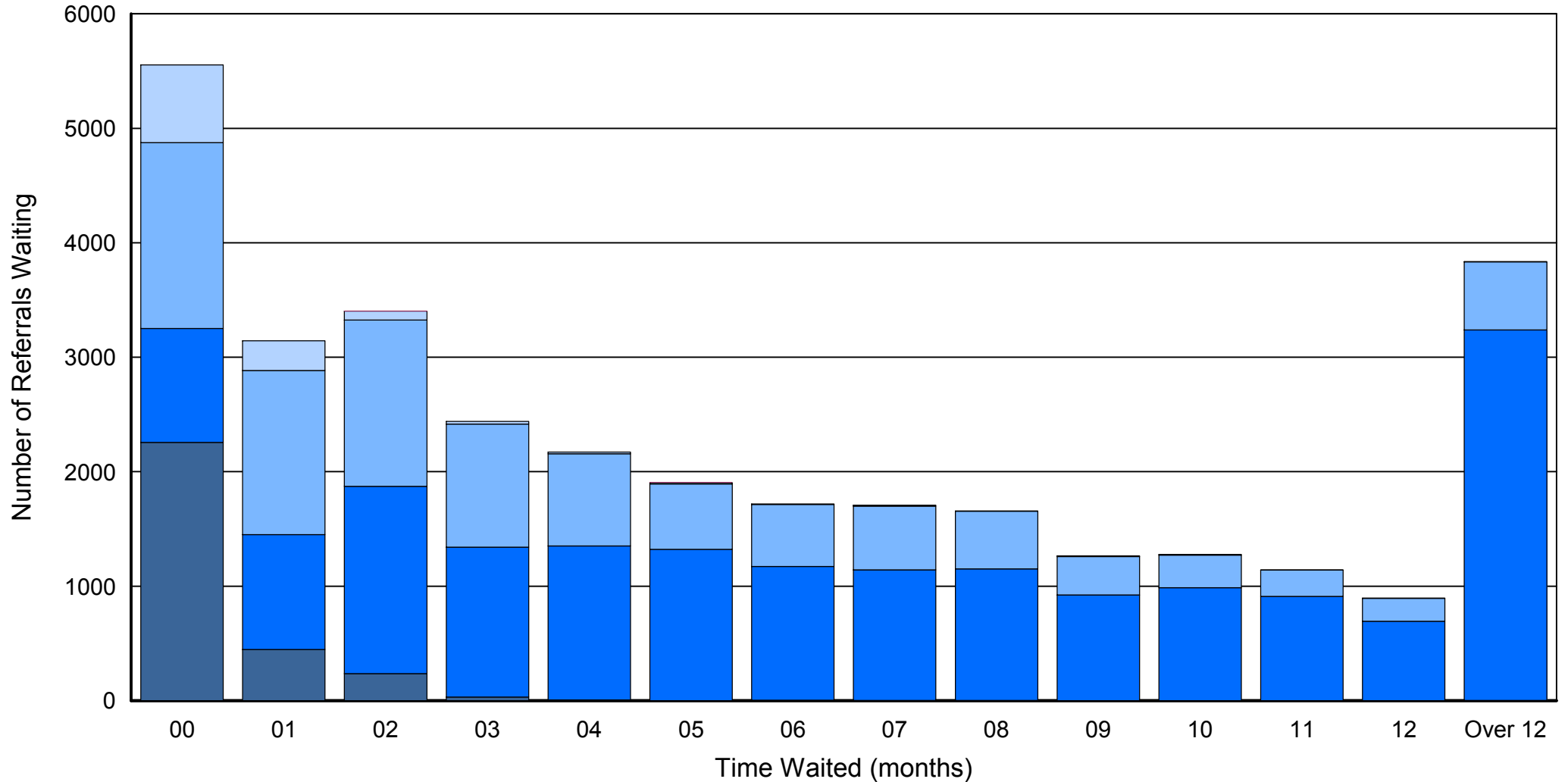


Outpatient waiting list

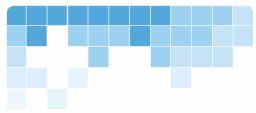
Referrals waiting for an appointment by category and months waited

Total referrals waiting = 32,115



Legend: ■ (empty) ■ Category 1 ■ Category 2 ■ Category 3 ■ Uncategorised


Earliest Referral Received = 13 July 2015



Referrals waiting for an outpatient appointment

Time waited (months)		Category 1	Category 2	Category 3	Uncategorised
00	0	678	1,625	995	2,255
01	0	259	1,434	1,004	446
02	4	78	1,451	1,638	235
03	0	23	1,076	1,309	32
04	0	15	805	1,345	6
05	1	11	571	1,322	0
06	0	5	541	1,168	4
07	0	7	558	1,140	2
08	0	3	505	1,148	2
09	0	7	335	923	0
10	0	6	284	987	0
11	0	1	229	911	0
12	0	3	199	694	0
Over 12	0	3	593	3,238	1
Total	5	1,099	10,206	17,822	2,983

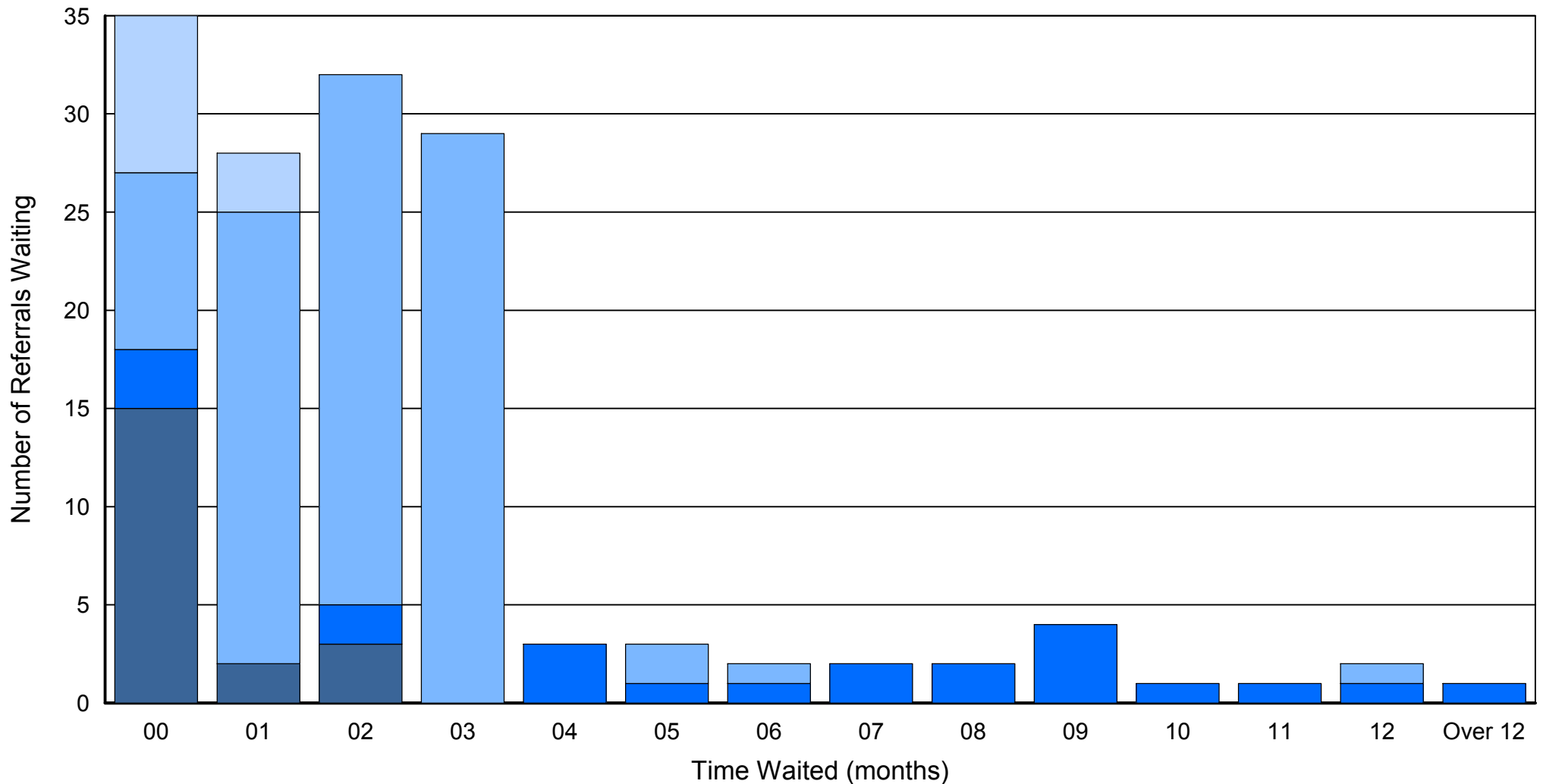
Total
5,553
3,143
3,406
2,440
2,171
1,905
1,718
1,707
1,658
1,265
1,277
1,141
896
3,835
32,115



Breast Outpatient waiting list


Referrals waiting for an appointment by category and months waited

Total referrals waiting = 145




Category 1 Category 2 Category 3 Uncategorised

Earliest Referral Received =
27 September 2017



Referrals waiting for an outpatient appointment Breast

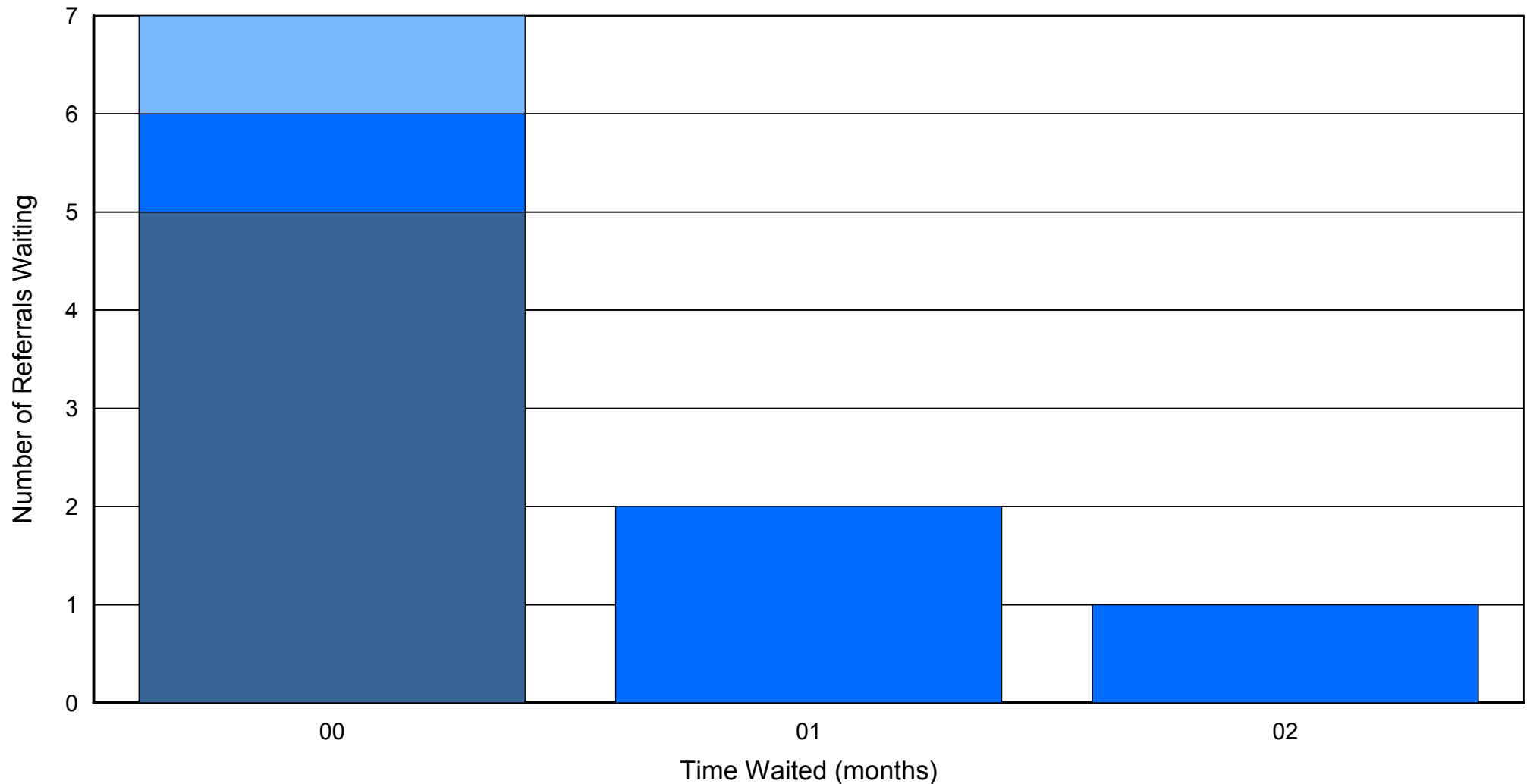
Time waited (months)	Category 1	Category 2	Category 3	Uncategorised	Total
00	8	9	3	15	35
01	3	23	0	2	28
02	0	27	2	3	32
03	0	29	0	0	29
04	0	0	3	0	3
05	0	2	1	0	3
06	0	1	1	0	2
07	0	0	2	0	2
08	0	0	2	0	2
09	0	0	4	0	4
10	0	0	1	0	1
11	0	0	1	0	1
12	0	1	1	0	2
Over 12	0	0	1	0	1
Total	11	92	22	20	145



Cardio Thoracic Outpatient waiting list

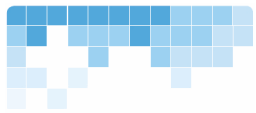
Referrals waiting for an appointment by category and months waited

Total referrals waiting = 10




Category 1 Category 3 Uncategorised

Earliest Referral Received =
7 June 2018



Referrals waiting for an outpatient appointment Cardio Thoracic

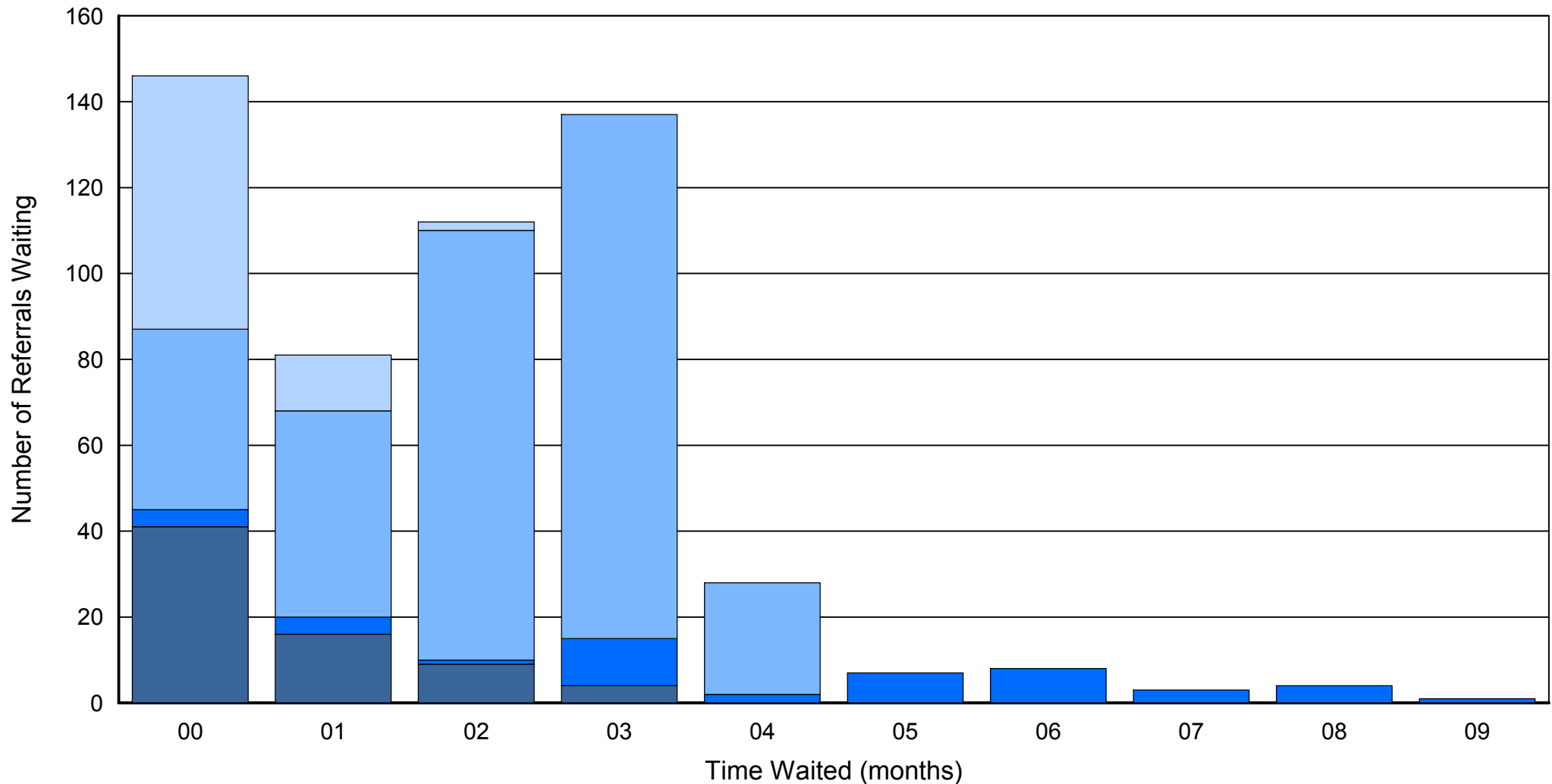
Time waited (months)	Category 1	Category 3	Uncategorised	Total
00	1	1	5	7
01	0	2	0	2
02	0	1	0	1
Total	1	4	5	10



Cardiology Outpatient waiting list

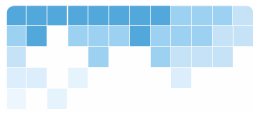
Referrals waiting for an appointment by category and months waited

Total referrals waiting = 527



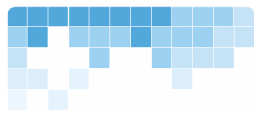
Category 1 Category 2 Category 3 Uncategorised

Earliest Referral Received =
24 April 2018



Referrals waiting for an outpatient appointment Cardiology

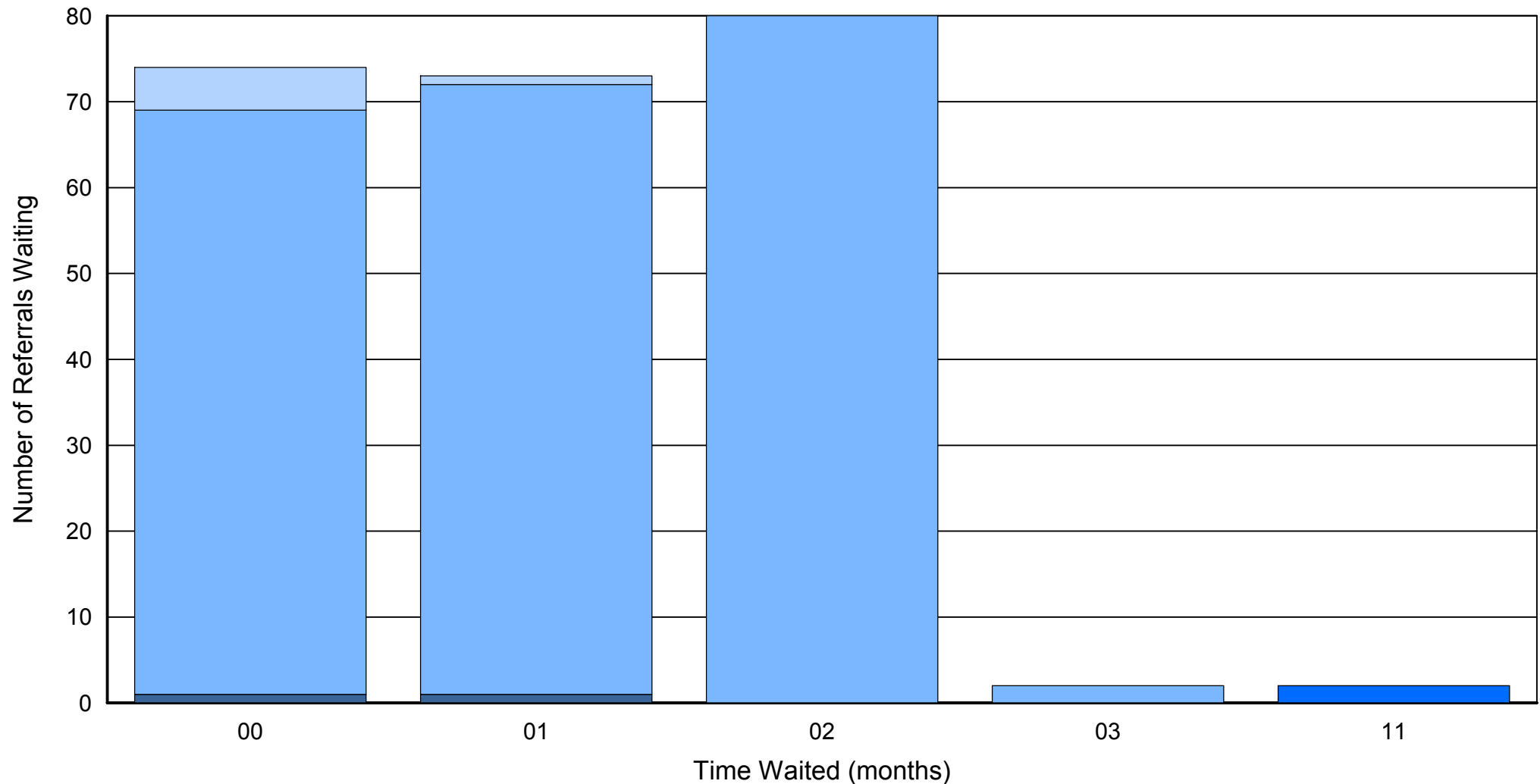
Time waited (months)	Category 1	Category 2	Category 3	Uncategorised	Total
00	59	42	4	41	146
01	13	48	4	16	81
02	2	100	1	9	112
03	0	122	11	4	137
04	0	26	2	0	28
05	0	0	7	0	7
06	0	0	8	0	8
07	0	0	3	0	3
08	0	0	4	0	4
09	0	0	1	0	1
Total	74	338	45	70	527



Colposcopy Outpatient waiting list

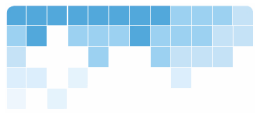
Referrals waiting for an appointment by category and months waited

Total referrals waiting = 231




Category 1 Category 2 Category 3 Uncategorised

Earliest Referral Received =
23 January 2018



Referrals waiting for an outpatient appointment Colposcopy

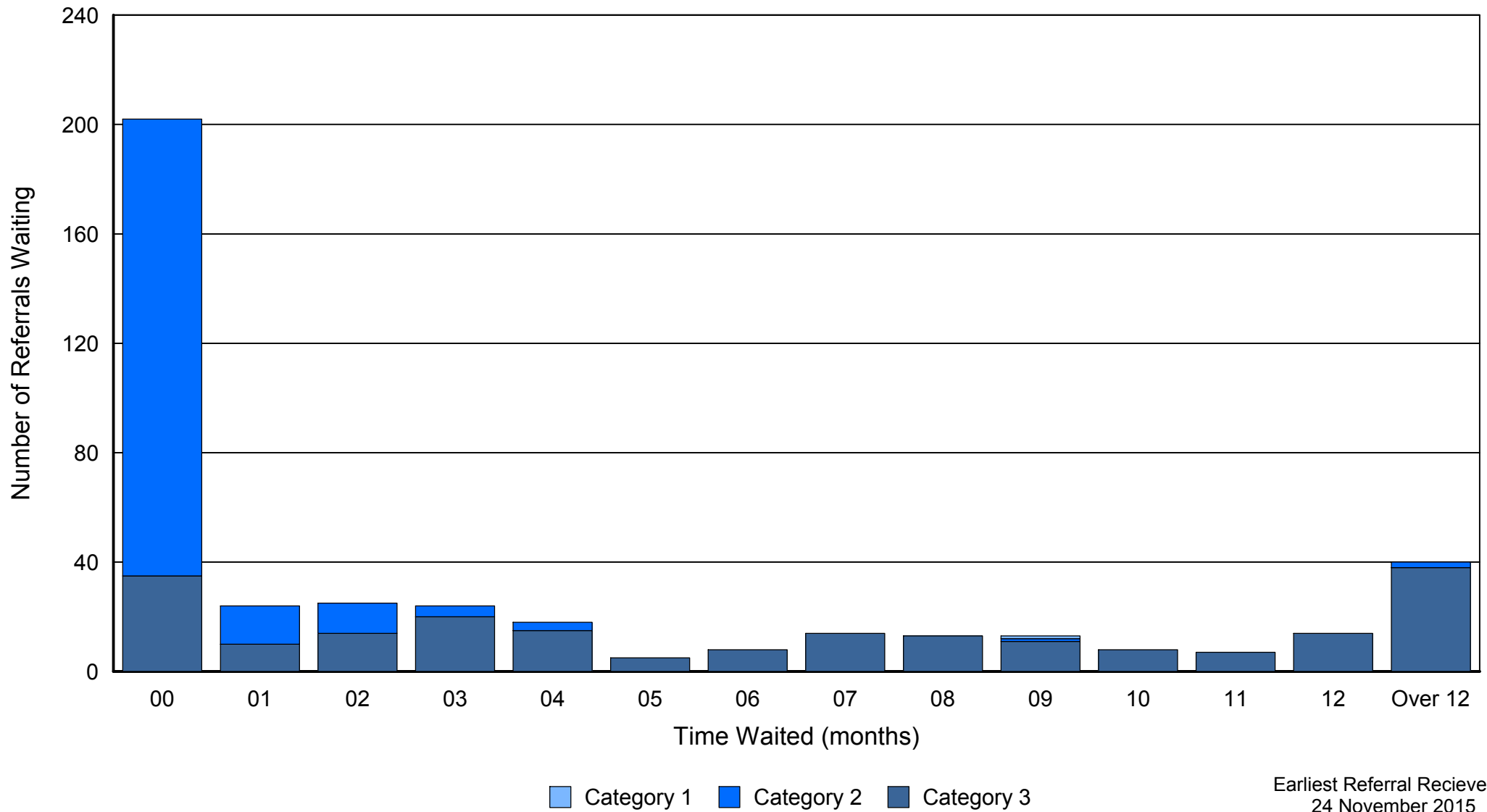
Time waited (months)	Category 1	Category 2	Category 3	Uncategorised	Total
00	5	68	0	1	74
01	1	71	0	1	73
02	0	80	0	0	80
03	0	2	0	0	2
11	0	0	2	0	2
Total	6	221	2	2	231



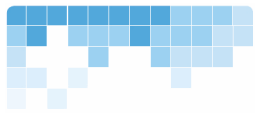
Community Child Health Outpatient waiting list

Referrals waiting for an appointment by category and months waited

Total referrals waiting = 415




Earliest Referral Received =
24 November 2015



Referrals waiting for an outpatient appointment Community Child Health

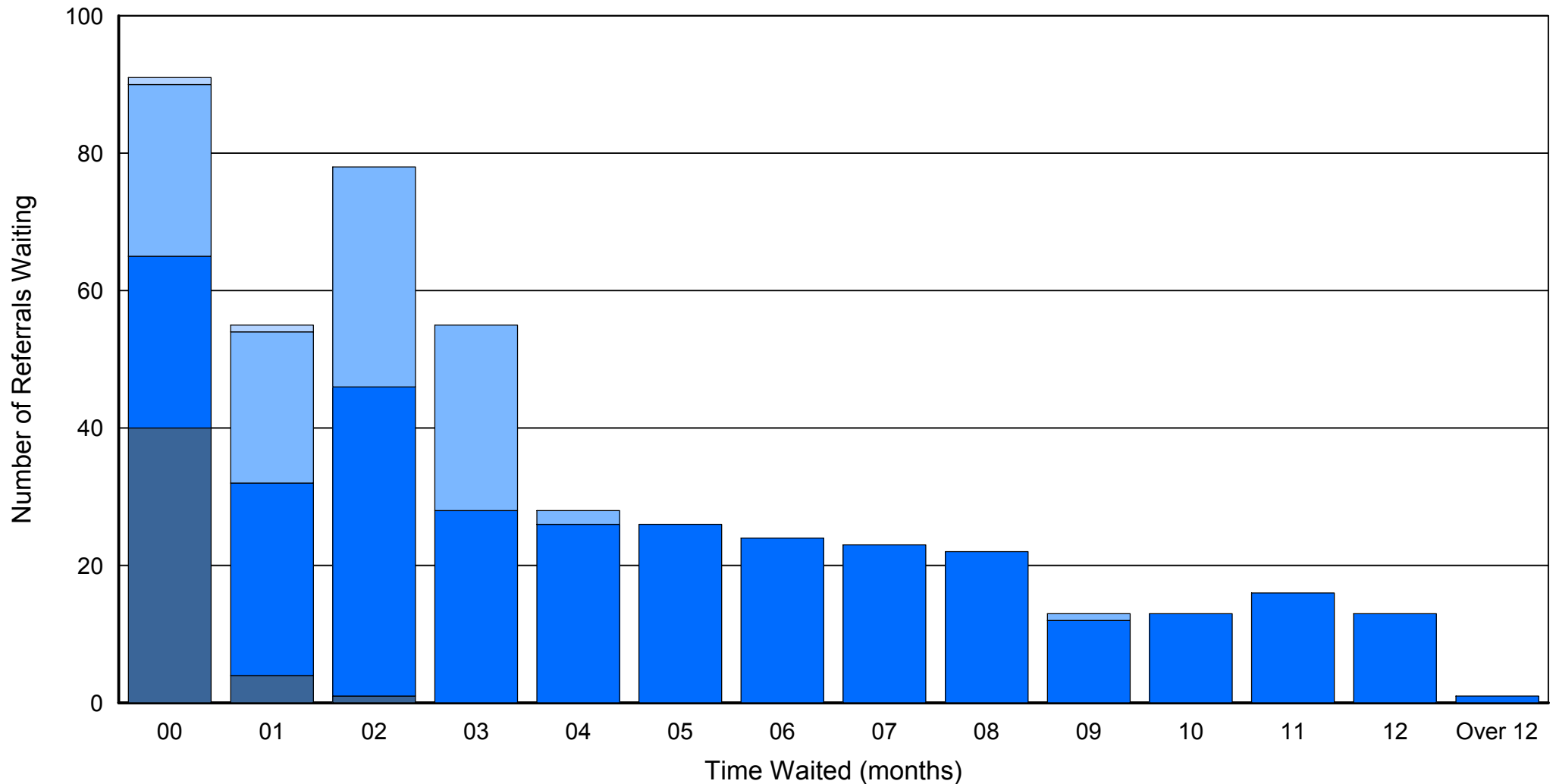
Time waited (months)	Category 1	Category 2	Category 3	Total
00	0	167	35	202
01	0	14	10	24
02	0	11	14	25
03	0	4	20	24
04	0	3	15	18
05	0	0	5	5
06	0	0	8	8
07	0	0	14	14
08	0	0	13	13
09	1	1	11	13
10	0	0	8	8
11	0	0	7	7
12	0	0	14	14
Over 12	0	2	38	40
Total	1	202	212	415



Dermatology Outpatient waiting list


Referrals waiting for an appointment by category and months waited

Total referrals waiting = 458




Category 1 Category 2 Category 3 Uncategorised

Earliest Referral Received =
6 December 2017



Referrals waiting for an outpatient appointment Dermatology

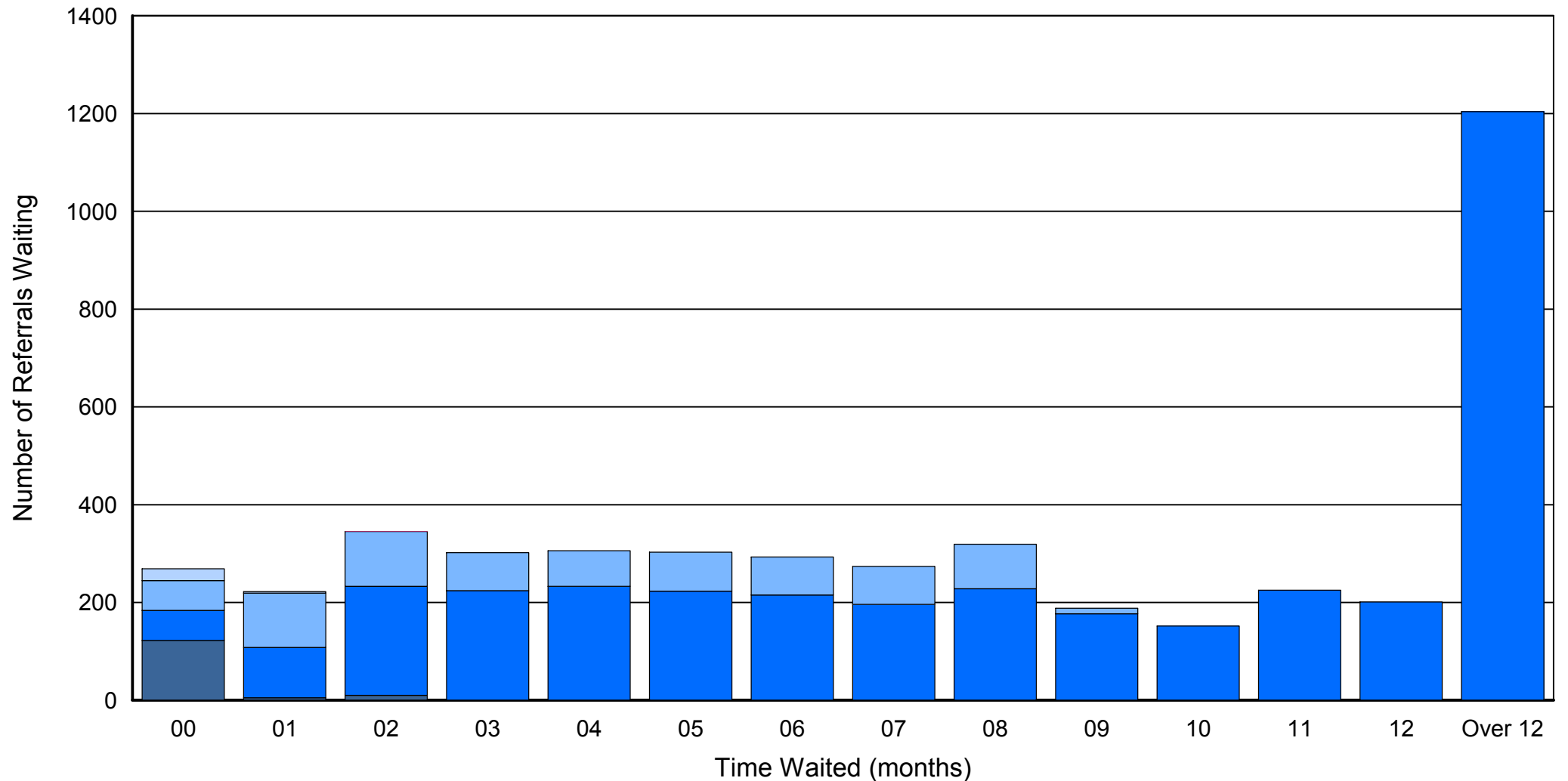
Time waited (months)	Category 1	Category 2	Category 3	Uncategorised	Total
00	1	25	25	40	91
01	1	22	28	4	55
02	0	32	45	1	78
03	0	27	28	0	55
04	0	2	26	0	28
05	0	0	26	0	26
06	0	0	24	0	24
07	0	0	23	0	23
08	0	0	22	0	22
09	0	1	12	0	13
10	0	0	13	0	13
11	0	0	16	0	16
12	0	0	13	0	13
Over 12	0	0	1	0	1
Total	2	109	302	45	458



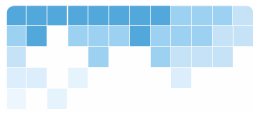
Ears Nose & Throat Outpatient waiting list

Referrals waiting for an appointment by category and months waited

Total referrals waiting = 4,604




■ Category 1 ■ Category 2 ■ Category 3 ■ Uncategorised Earliest Referral Received = 30 March 2017



Referrals waiting for an outpatient appointment Ears Nose & Throat

Time waited (months)		Category 1	Category 2	Category 3	Uncategorised
00	0	24	61	62	122
01	0	3	111	103	5
02	1	0	112	223	10
03	0	0	78	224	0
04	0	0	73	233	0
05	0	0	80	223	0
06	0	0	78	215	0
07	0	0	78	196	0
08	0	0	91	228	0
09	0	0	11	177	0
10	0	0	0	152	0
11	0	0	0	225	0
12	0	0	0	201	0
Over 12	0	0	0	1,204	0
Total	1	27	773	3,666	137

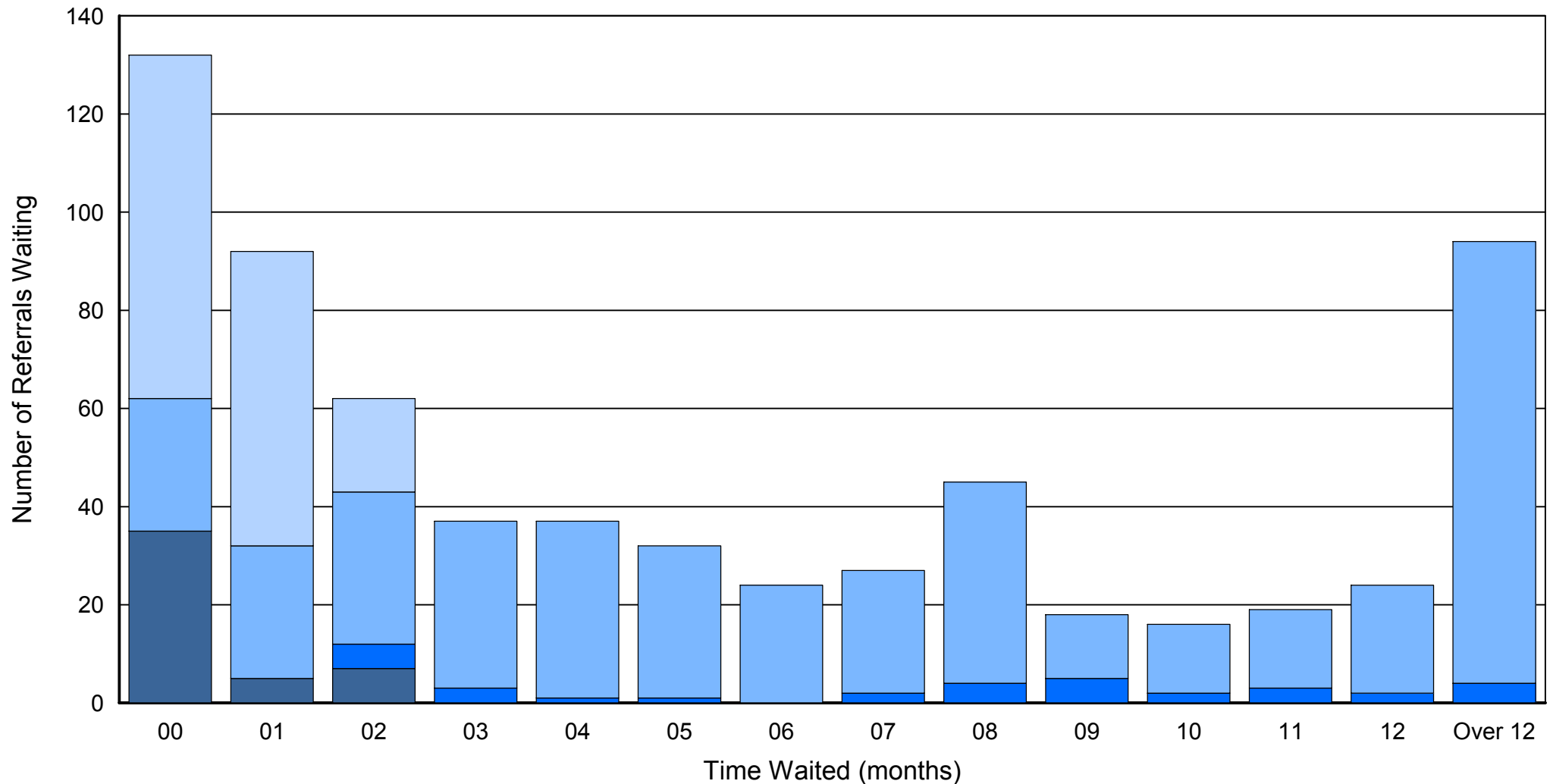
Total
269
222
346
302
306
303
293
274
319
188
152
225
201
1,204
4,604



Endocrinology Outpatient waiting list

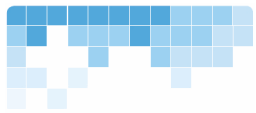
Referrals waiting for an appointment by category and months waited

Total referrals waiting = 659




Category 1 Category 2 Category 3 Uncategorised

Earliest Referral Received =
11 April 2017



Referrals waiting for an outpatient appointment Endocrinology

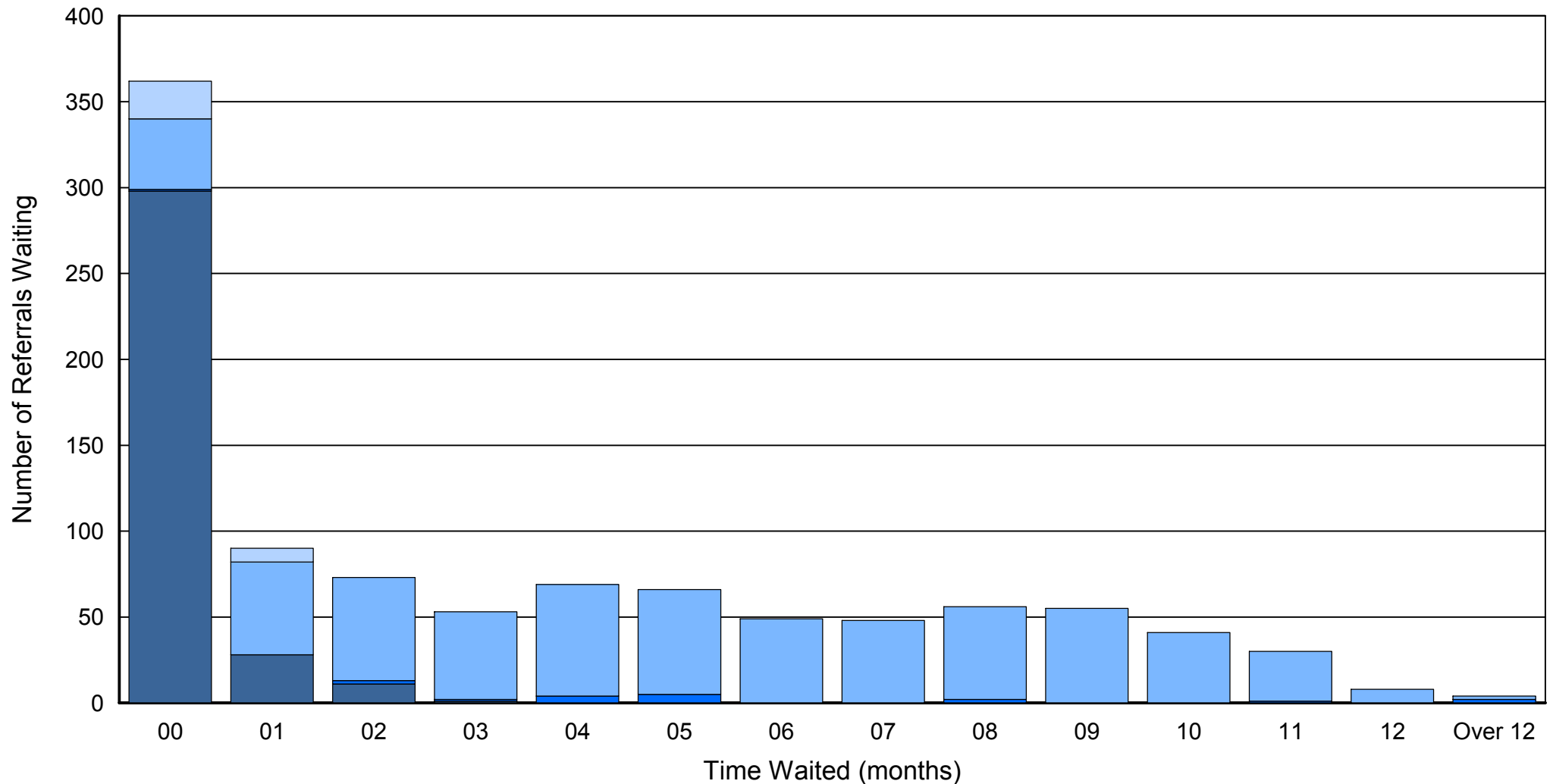
Time waited (months)	Category 1	Category 2	Category 3	Uncategorised	Total
00	70	27	0	35	132
01	60	27	0	5	92
02	19	31	5	7	62
03	0	34	3	0	37
04	0	36	1	0	37
05	0	31	1	0	32
06	0	24	0	0	24
07	0	25	2	0	27
08	0	41	4	0	45
09	0	13	5	0	18
10	0	14	2	0	16
11	0	16	3	0	19
12	0	22	2	0	24
Over 12	0	90	4	0	94
Total	149	431	32	47	659



Gastroenterology Outpatient waiting list


Referrals waiting for an appointment by category and months waited

Total referrals waiting = 1,004




Category 1 Category 2 Category 3 Uncategorised

Earliest Referral Received =
29 September 2017



Referrals waiting for an outpatient appointment Gastroenterology

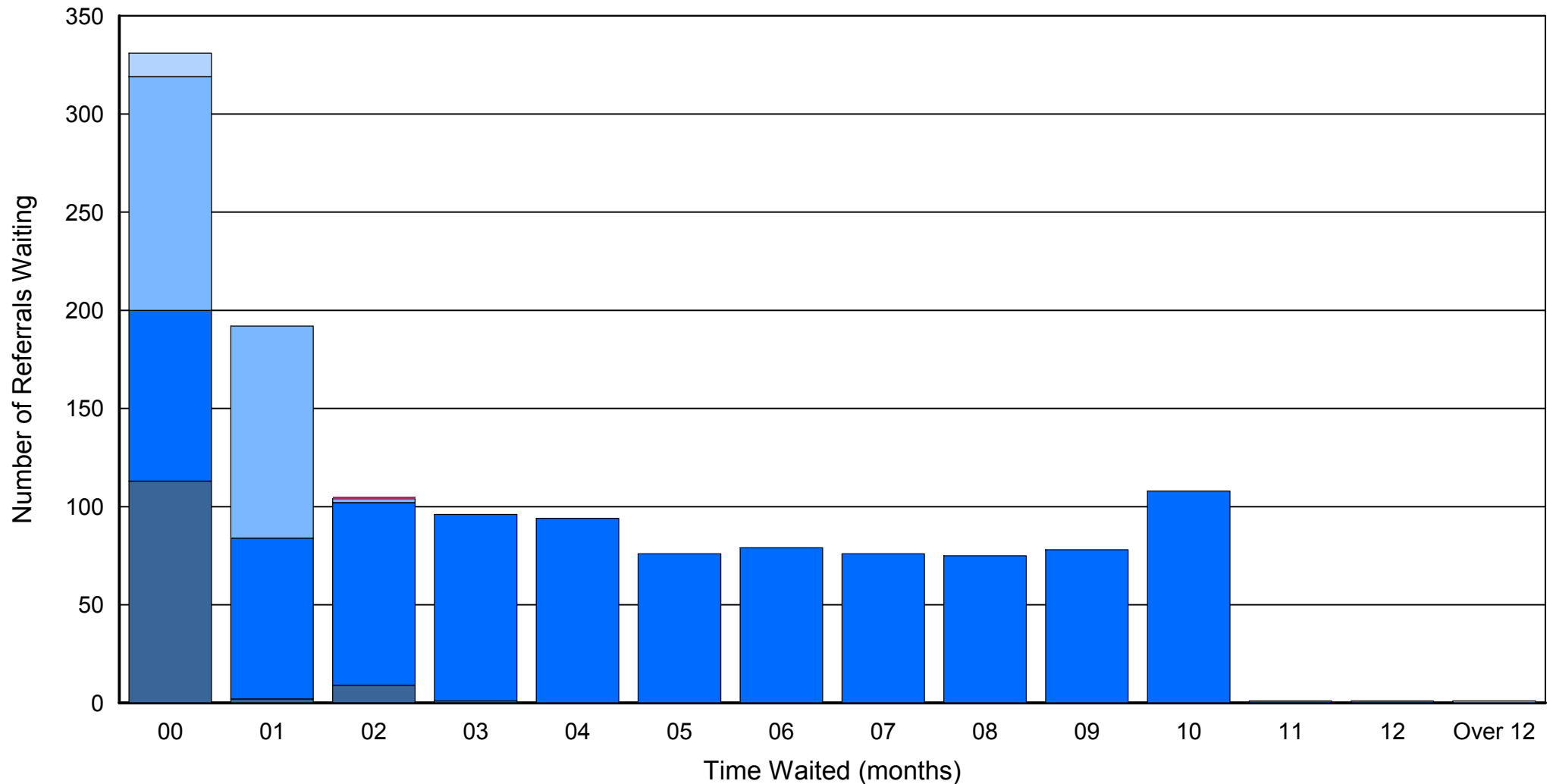
Time waited (months)	Category 1	Category 2	Category 3	Uncategorised	Total
00	22	41	1	298	362
01	8	54	0	28	90
02	0	60	2	11	73
03	0	51	1	1	53
04	0	65	4	0	69
05	0	61	5	0	66
06	0	49	0	0	49
07	0	48	0	0	48
08	0	54	2	0	56
09	0	55	0	0	55
10	0	41	0	0	41
11	0	29	1	0	30
12	0	8	0	0	8
Over 12	0	2	2	0	4
Total	30	618	18	338	1,004



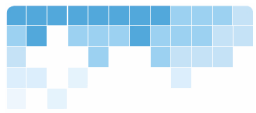
Gynaecology (Incl. Urogynae) Outpatient waiting list

Referrals waiting for an appointment by category and months waited

Total referrals waiting = 1,313




■ Category 1 ■ Category 2 ■ Category 3 ■ Uncategorised Earliest Referral Received = 29 November 2017



Referrals waiting for an outpatient appointment Gynaecology (Incl. Urogynae)

Time waited (months)		Category 1	Category 2	Category 3	Uncategorised
00	0	12	119	87	113
01	0	0	108	82	2
02	1	0	2	93	9
03	0	0	0	95	1
04	0	0	0	94	0
05	0	0	0	76	0
06	0	0	0	79	0
07	0	0	0	76	0
08	0	0	0	75	0
09	0	0	0	78	0
10	0	0	0	108	0
11	0	0	0	1	0
12	0	0	0	1	0
Over 12	0	0	1	0	0
Total	1	12	230	945	125

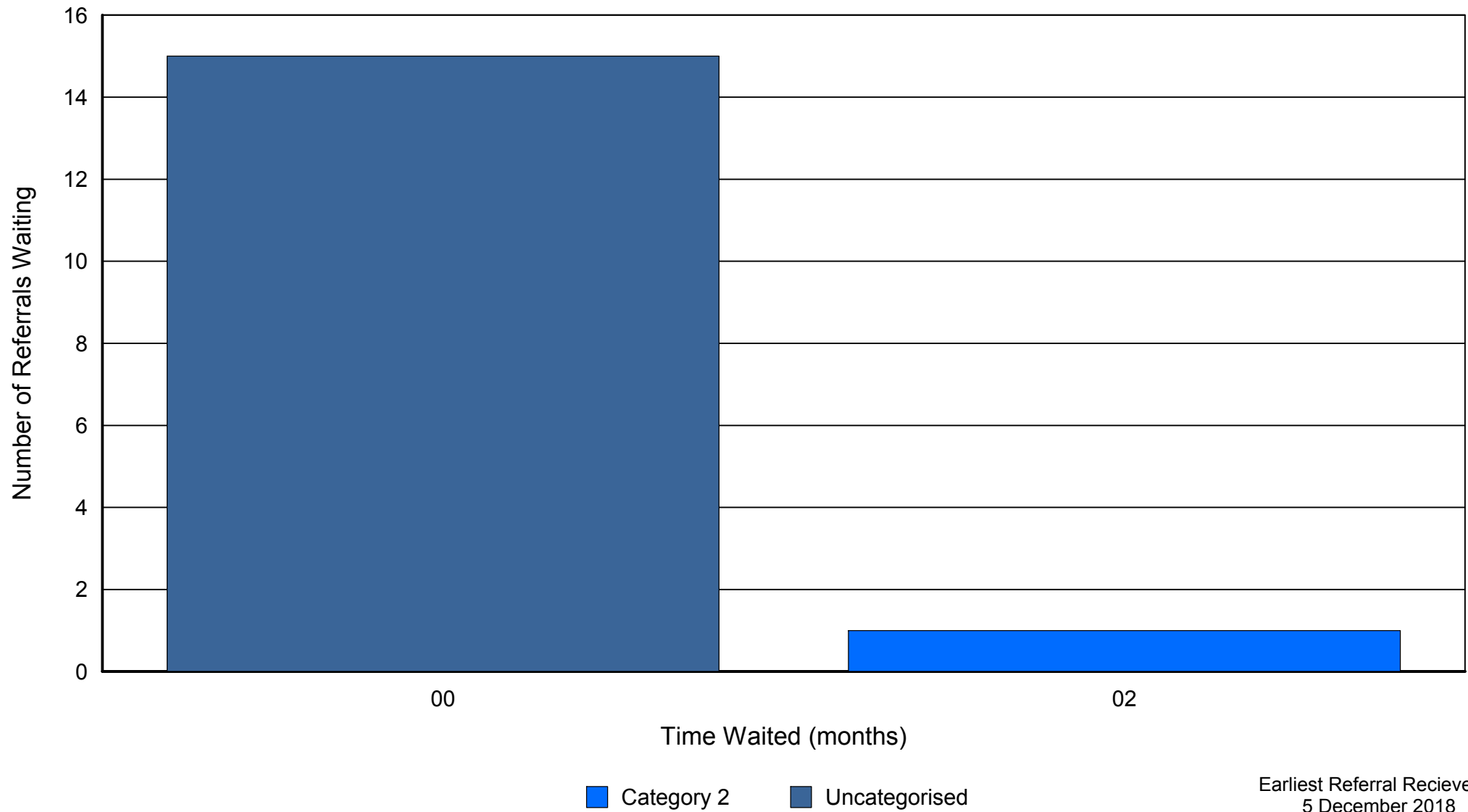
Total
331
192
105
96
94
76
79
76
75
78
108
1
1
1
1,313



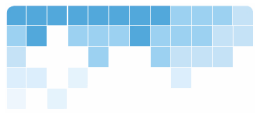
Haematology Outpatient waiting list

Referrals waiting for an appointment by category and months waited

Total referrals waiting = 16




Earliest Referral Received =
5 December 2018



Referrals waiting for an outpatient appointment Haematology

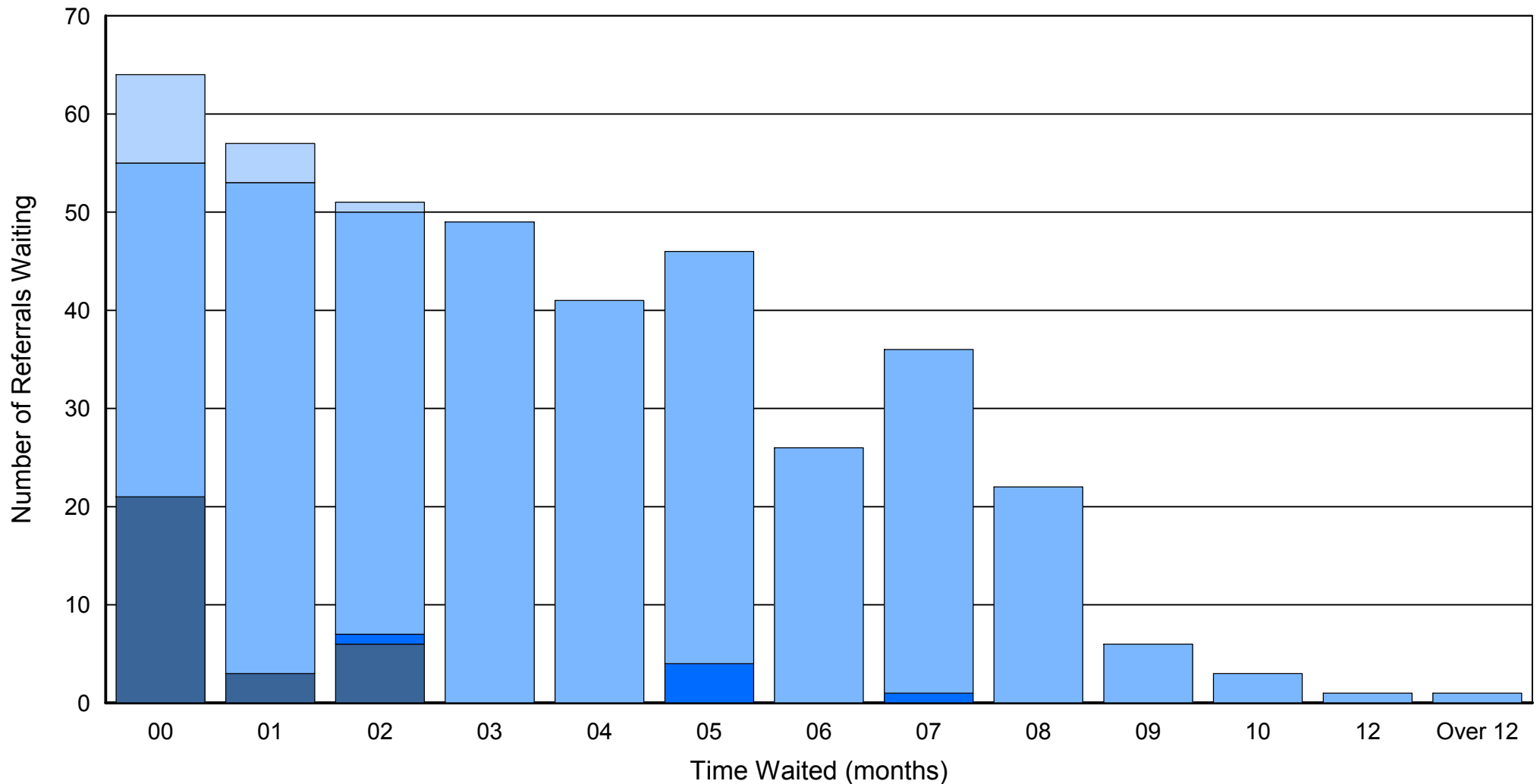
Time waited (months)	Category 2	Uncategorised	Total
00	0	15	15
02	1	0	1
Total	1	15	16



Hepatology Outpatient waiting list


Referrals waiting for an appointment by category and months waited

Total referrals waiting = 403




Category 1 Category 2 Category 3 Uncategorised

Earliest Referral Received =
12 December 2017



Referrals waiting for an outpatient appointment Hepatology

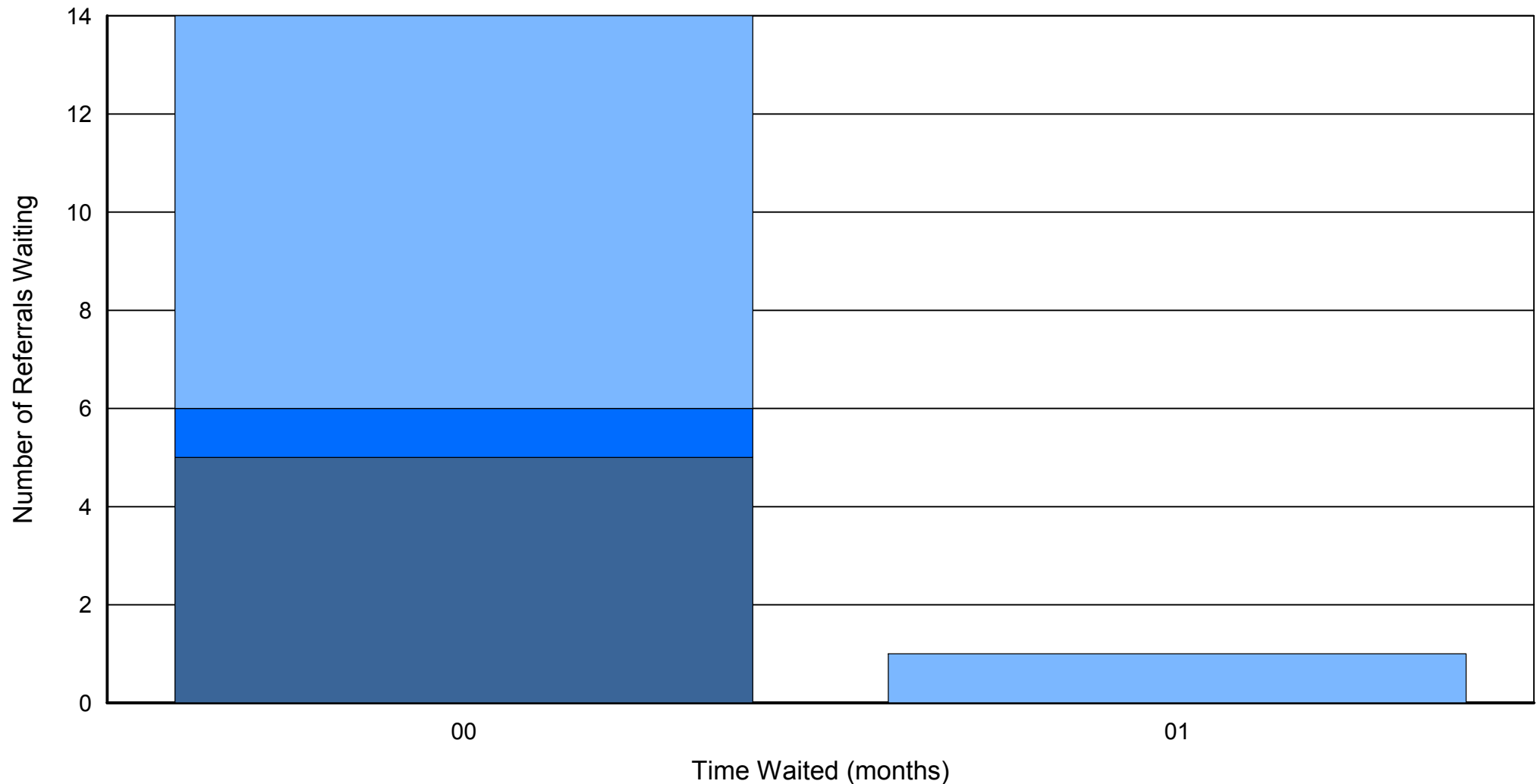
Time waited (months)	Category 1	Category 2	Category 3	Uncategorised	Total
00	9	34	0	21	64
01	4	50	0	3	57
02	1	43	1	6	51
03	0	49	0	0	49
04	0	41	0	0	41
05	0	42	4	0	46
06	0	26	0	0	26
07	0	35	1	0	36
08	0	22	0	0	22
09	0	6	0	0	6
10	0	3	0	0	3
12	0	1	0	0	1
Over 12	0	1	0	0	1
Total	14	353	6	30	403



Nephrology Outpatient waiting list

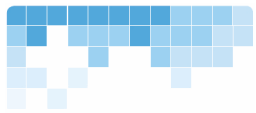
Referrals waiting for an appointment by category and months waited

Total referrals waiting = 15




Category 1 Category 2 Uncategorised

Earliest Referral Received =
13 December 2018



Referrals waiting for an outpatient appointment Nephrology

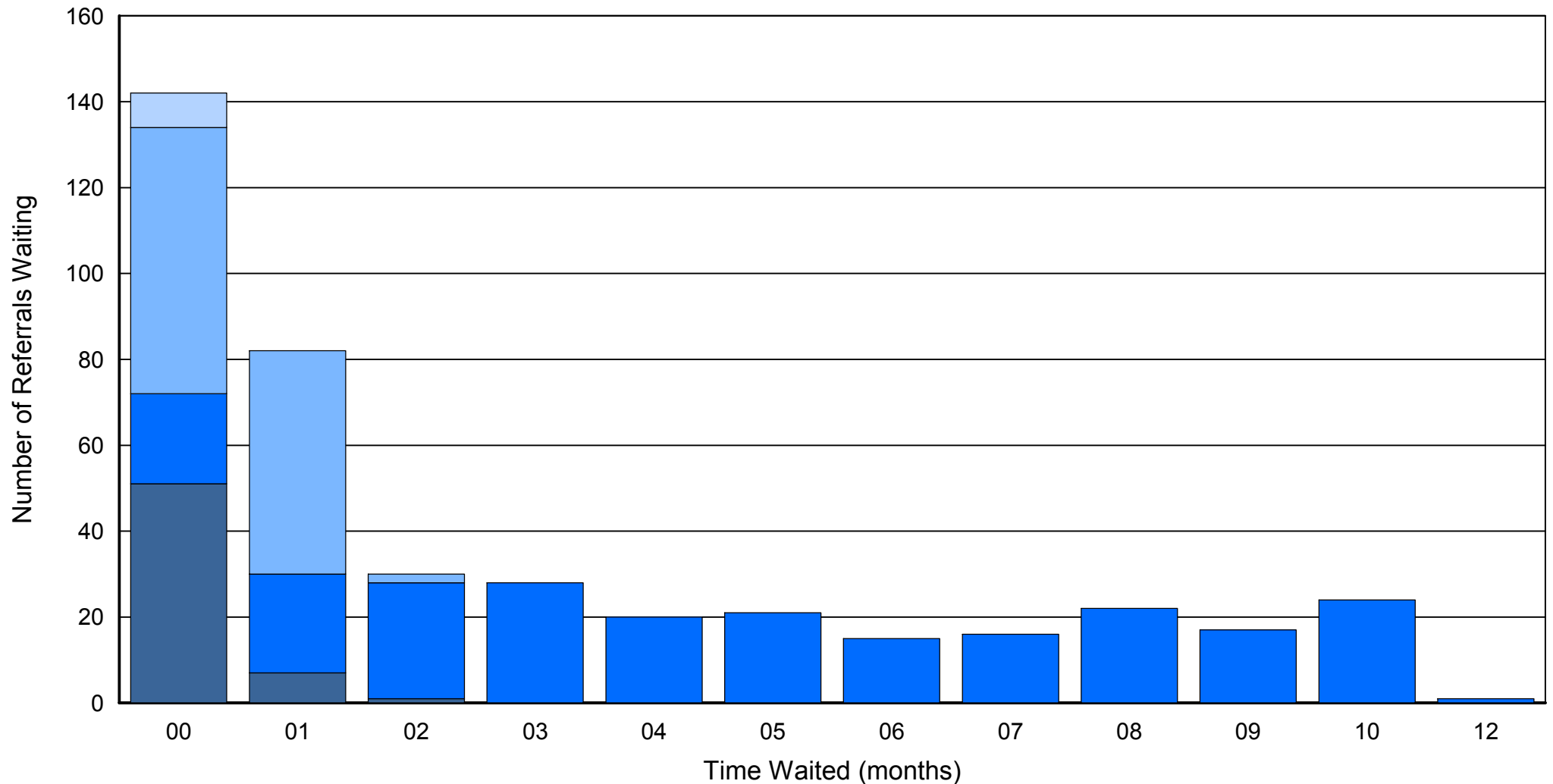
Time waited (months)	Category 1	Category 2	Uncategorised	Total
00	8	1	5	14
01	1	0	0	1
Total	9	1	5	15



Neurology Outpatient waiting list

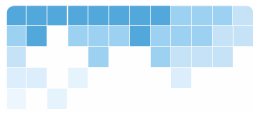
Referrals waiting for an appointment by category and months waited

Total referrals waiting = 418




Category 1 Category 2 Category 3 Uncategorised

Earliest Referral Received =
18 January 2018



Referrals waiting for an outpatient appointment Neurology

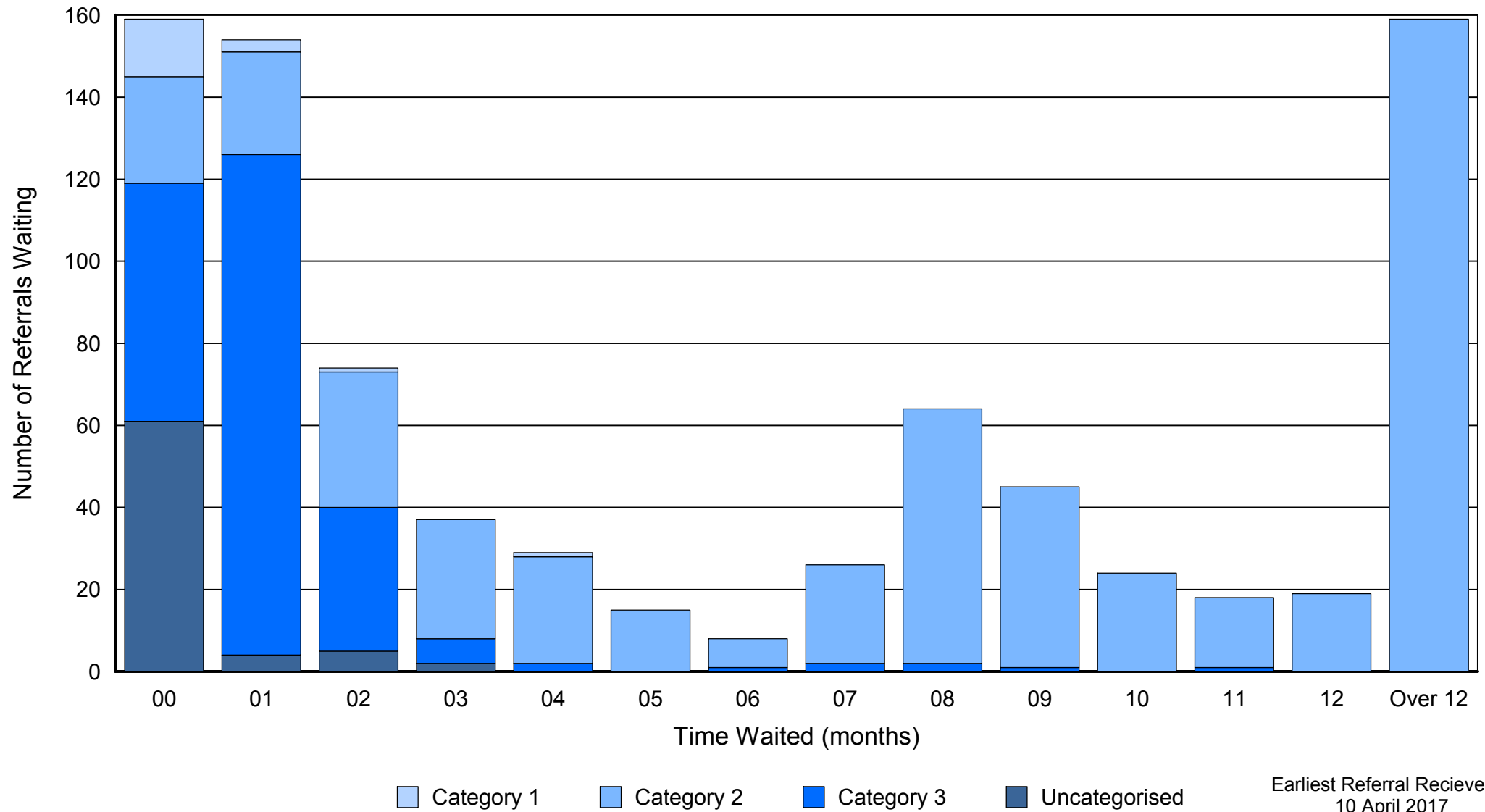
Time waited (months)	Category 1	Category 2	Category 3	Uncategorised	Total
00	8	62	21	51	142
01	0	52	23	7	82
02	0	2	27	1	30
03	0	0	28	0	28
04	0	0	20	0	20
05	0	0	21	0	21
06	0	0	15	0	15
07	0	0	16	0	16
08	0	0	22	0	22
09	0	0	17	0	17
10	0	0	24	0	24
12	0	0	1	0	1
Total	8	116	235	59	418



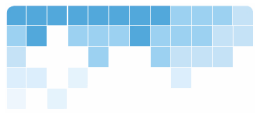
Neurosurgery Outpatient waiting list

Referrals waiting for an appointment by category and months waited

Total referrals waiting = 831




Earliest Referral Received =
10 April 2017



Referrals waiting for an outpatient appointment Neurosurgery

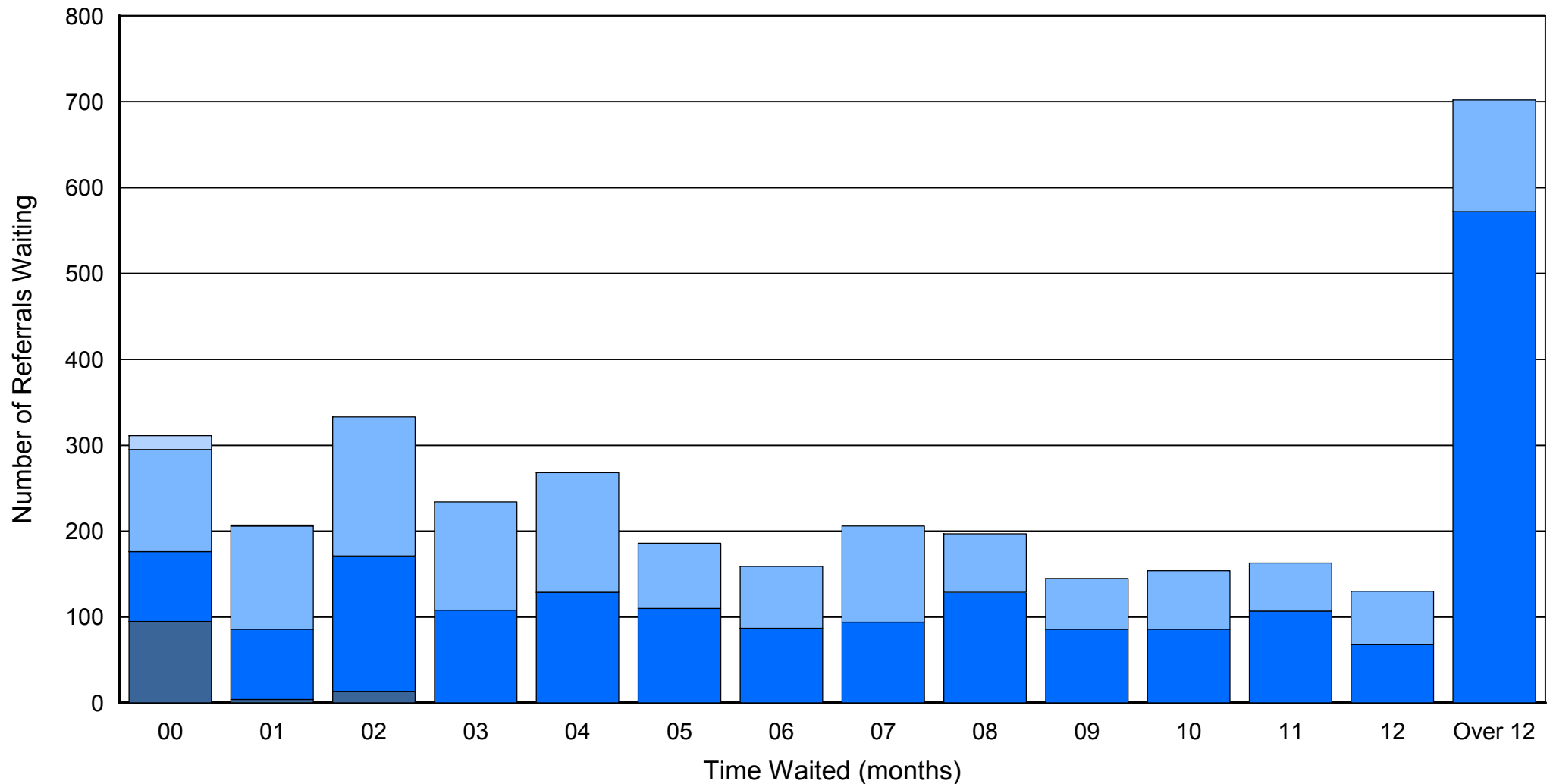
Time waited (months)	Category 1	Category 2	Category 3	Uncategorised	Total
00	14	26	58	61	159
01	3	25	122	4	154
02	1	33	35	5	74
03	0	29	6	2	37
04	1	26	2	0	29
05	0	15	0	0	15
06	0	7	1	0	8
07	0	24	2	0	26
08	0	62	2	0	64
09	0	44	1	0	45
10	0	24	0	0	24
11	0	17	1	0	18
12	0	19	0	0	19
Over 12	0	159	0	0	159
Total	19	510	230	72	831



Ophthalmology Outpatient waiting list

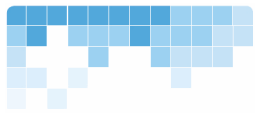
Referrals waiting for an appointment by category and months waited

Total referrals waiting = 3,395




Category 1 Category 2 Category 3 Uncategorised

Earliest Referral Received =
24 October 2016



Referrals waiting for an outpatient appointment Ophthalmology

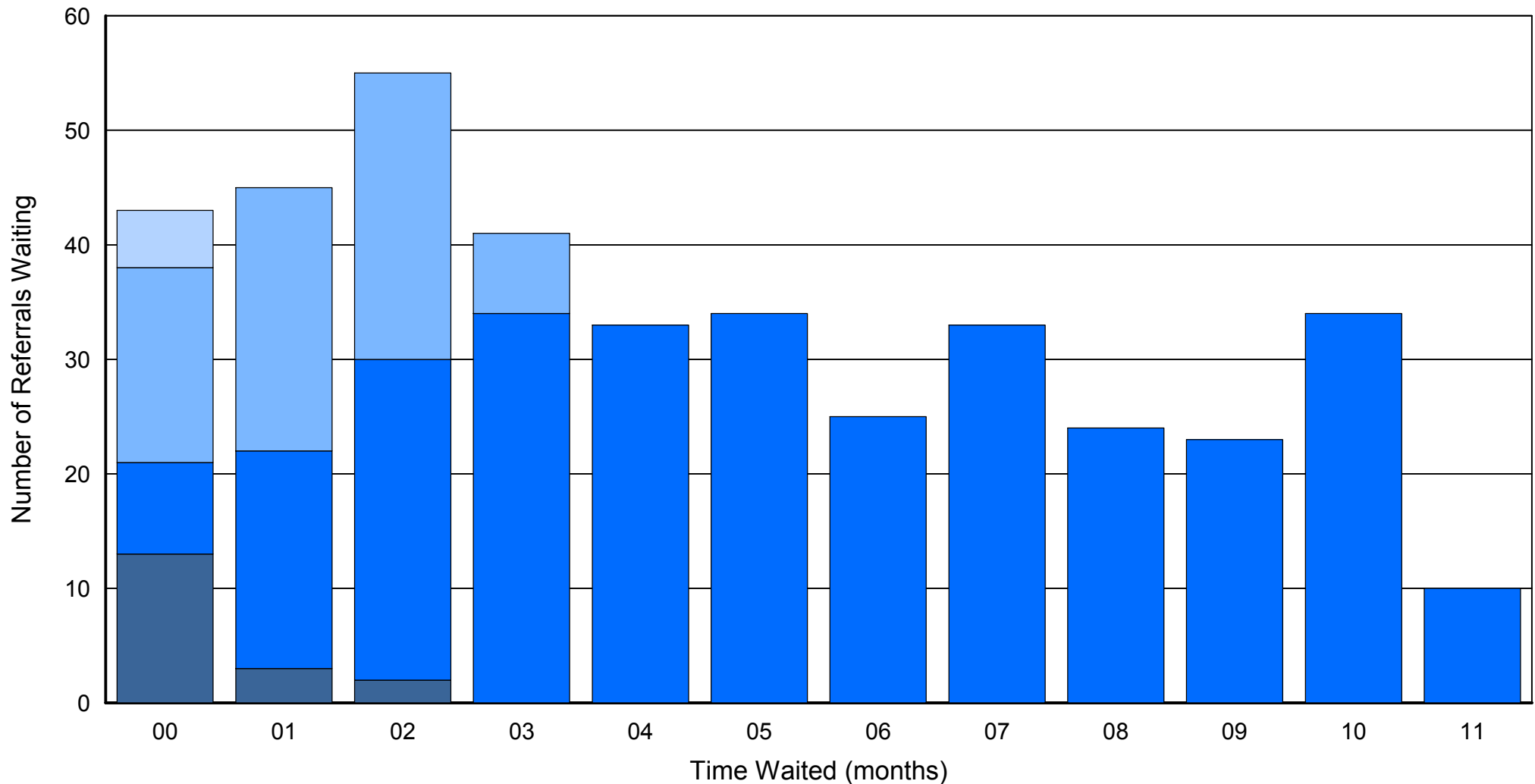
Time waited (months)	Category 1	Category 2	Category 3	Uncategorised	Total
00	16	119	81	95	311
01	1	120	82	4	207
02	0	162	158	13	333
03	0	126	108	0	234
04	0	139	129	0	268
05	0	76	110	0	186
06	0	72	87	0	159
07	0	112	94	0	206
08	0	68	129	0	197
09	0	59	86	0	145
10	0	68	86	0	154
11	0	56	107	0	163
12	0	62	68	0	130
Over 12	0	130	572	0	702
Total	17	1,369	1,897	112	3,395



Oral And Maxillofacial Surgery Outpatient waiting list

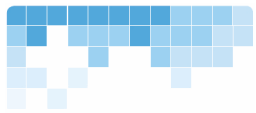
Referrals waiting for an appointment by category and months waited

Total referrals waiting = 400




Category 1 Category 2 Category 3 Uncategorised

Earliest Referral Received =
9 January 2018



Referrals waiting for an outpatient appointment Oral And Maxillofacial Surgery

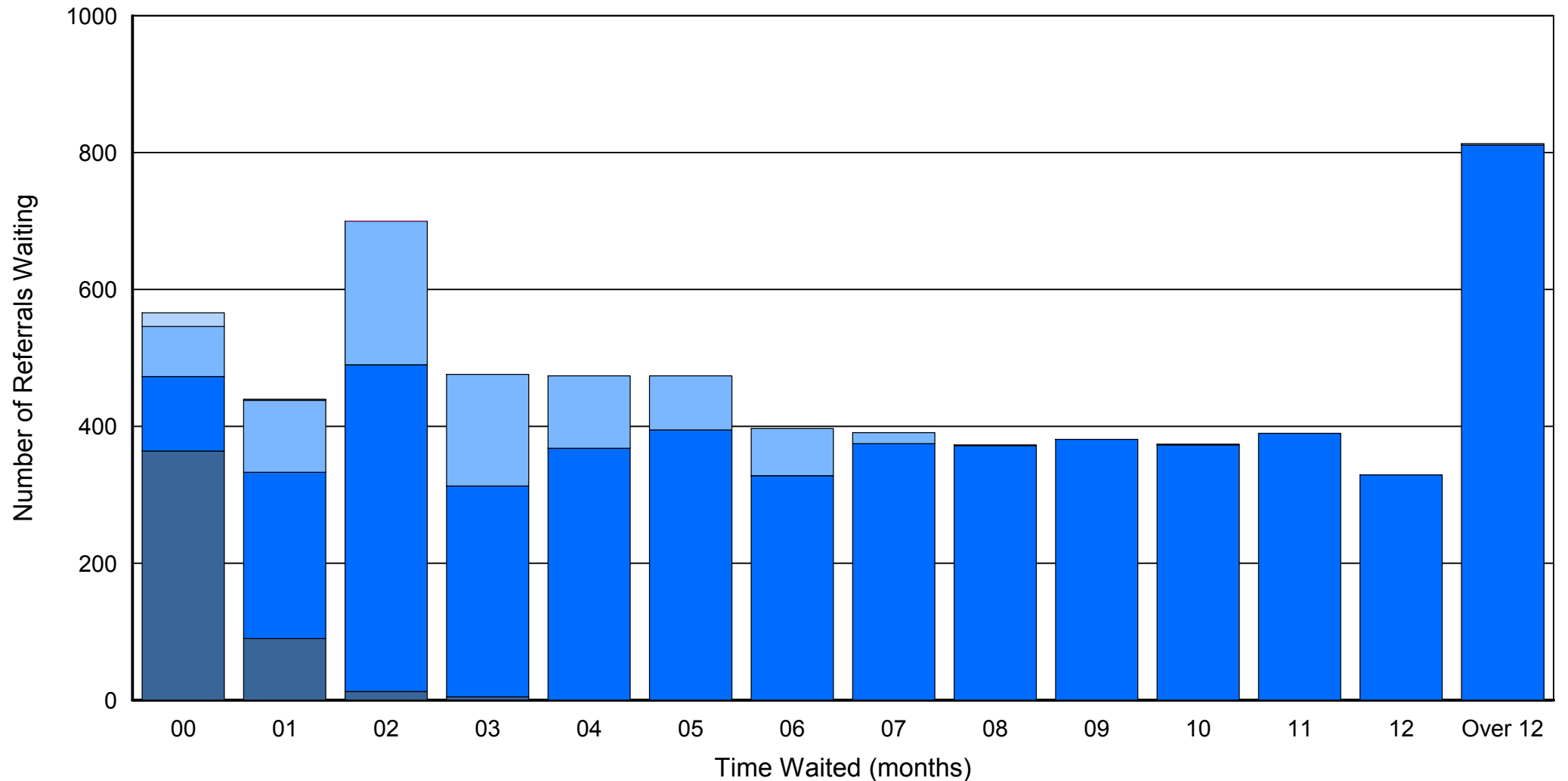
Time waited (months)	Category 1	Category 2	Category 3	Uncategorised	Total
00	5	17	8	13	43
01	0	23	19	3	45
02	0	25	28	2	55
03	0	7	34	0	41
04	0	0	33	0	33
05	0	0	34	0	34
06	0	0	25	0	25
07	0	0	33	0	33
08	0	0	24	0	24
09	0	0	23	0	23
10	0	0	34	0	34
11	0	0	10	0	10
Total	5	72	305	18	400



Orthopaedics Outpatient waiting list

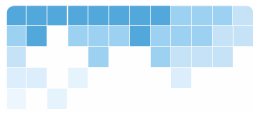
Referrals waiting for an appointment by category and months waited

Total referrals waiting = 6,579



Legend: ■ (empty) ■ Category 1 ■ Category 2 ■ Category 3 ■ Uncategorised


Earliest Referral Received = 23 March 2017



Referrals waiting for an outpatient appointment Orthopaedics

Time waited (months)		Category 1	Category 2	Category 3	Uncategorised
00	0	20	73	109	364
01	0	2	105	243	90
02	1	0	210	477	13
03	0	0	163	308	5
04	0	0	106	368	0
05	0	0	79	395	0
06	0	0	69	328	0
07	0	0	16	375	0
08	0	0	1	372	0
09	0	0	0	381	0
10	0	0	1	373	0
11	0	0	0	390	0
12	0	0	0	329	0
Over 12	0	0	2	811	0
Total	1	22	825	5,259	472

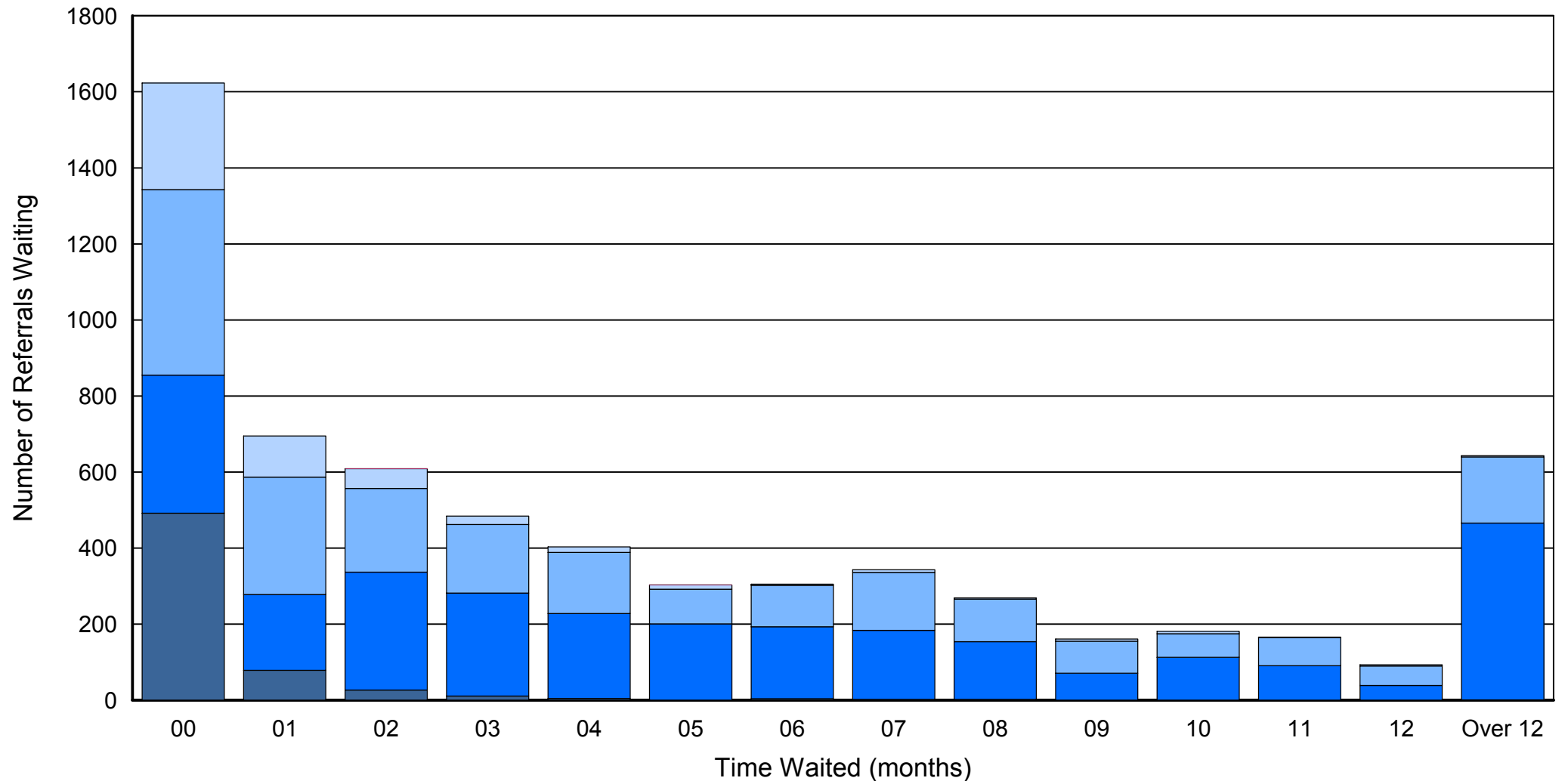
Total
566
440
701
476
474
474
397
391
373
381
374
390
329
813
6,579



Other Internal Services Outpatient waiting list

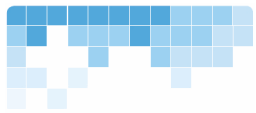
Referrals waiting for an appointment by category and months waited

Total referrals waiting = 6,280



Legend: ■ (empty) ■ Category 1 ■ Category 2 ■ Category 3 ■ Uncategorised


Earliest Referral Received = 13 July 2015



Referrals waiting for an outpatient appointment Other Internal Services

Time waited (months)		Category 1	Category 2	Category 3	Uncategorised
00	0	280	488	363	492
01	0	108	309	199	79
02	1	52	220	310	27
03	0	22	180	271	11
04	0	14	161	223	5
05	1	11	91	201	0
06	0	3	109	189	4
07	0	7	152	182	2
08	0	3	112	152	2
09	0	6	84	71	0
10	0	6	62	113	0
11	0	1	74	91	0
12	0	3	51	39	0
Over 12	0	3	174	465	1
Total	2	519	2,267	2,869	623

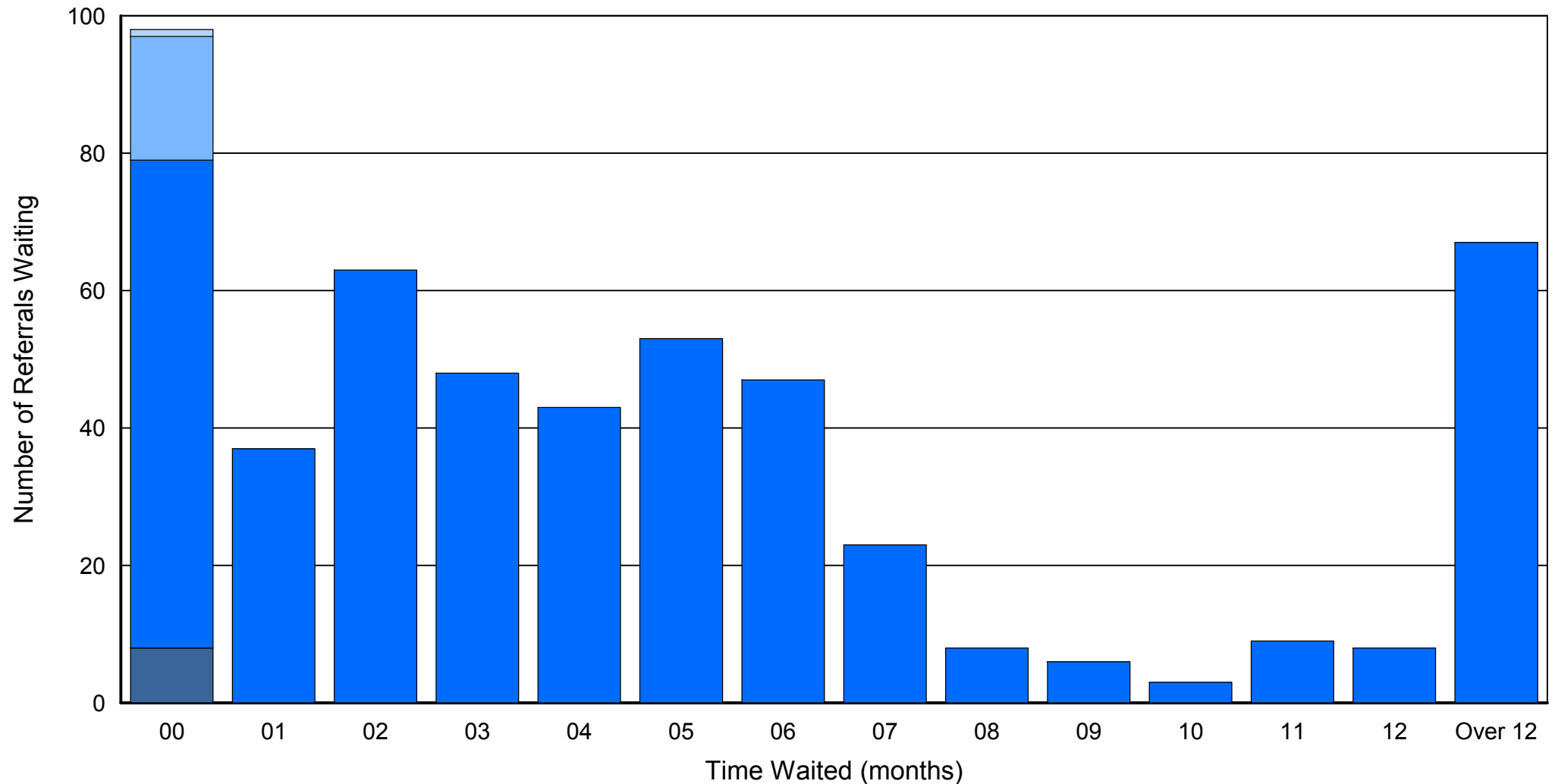
Total
1,623
695
610
484
403
304
305
343
269
161
181
166
93
643
6,280



Persistent Pain Outpatient waiting list

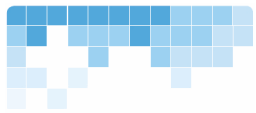
Referrals waiting for an appointment by category and months waited

Total referrals waiting = 513




Category 1 Category 2 Category 3 Uncategorised

Earliest Referral Received =
3 May 2017



Referrals waiting for an outpatient appointment Persistent Pain

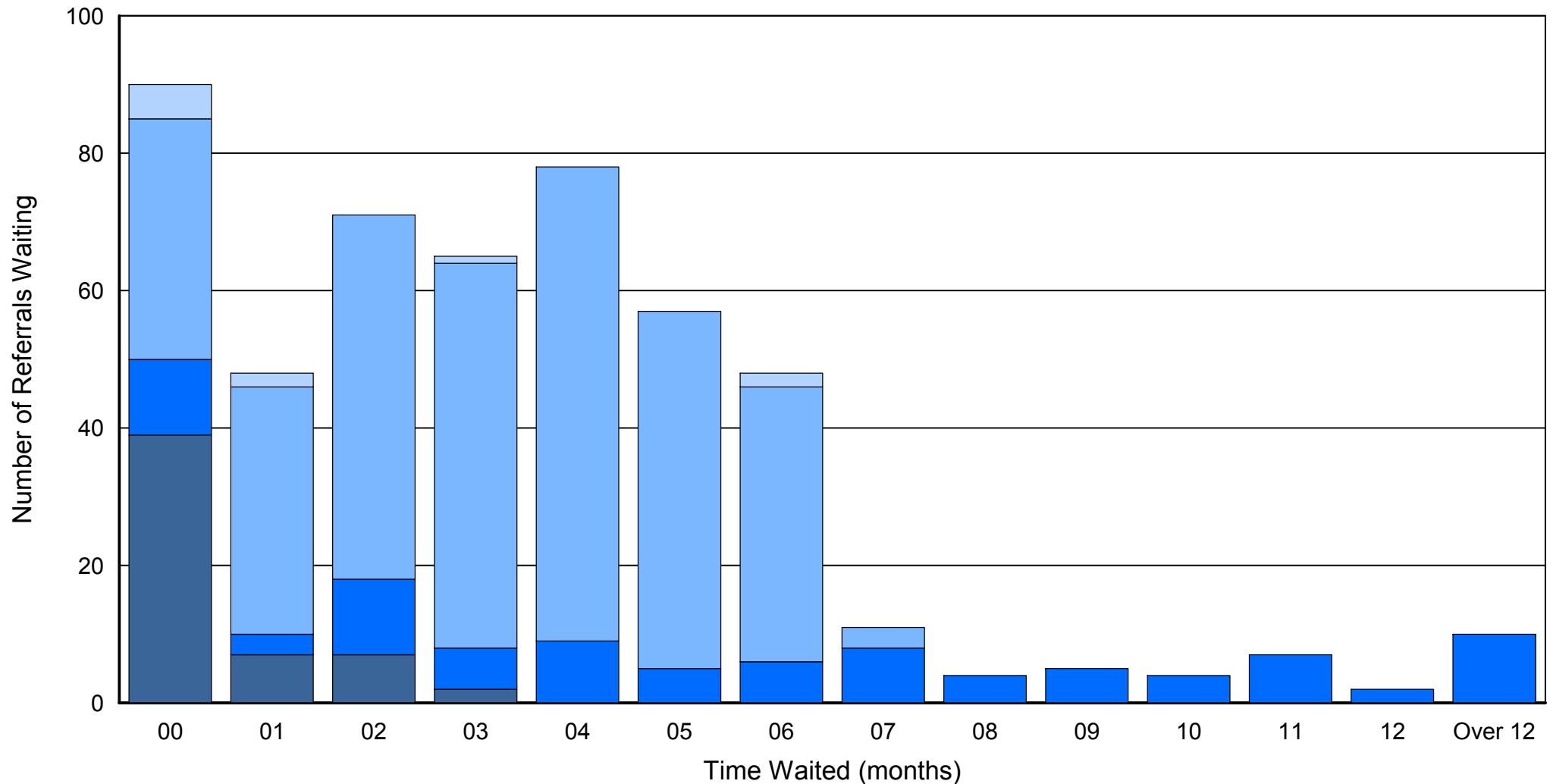
Time waited (months)	Category 1	Category 2	Category 3	Uncategorised	Total
00	1	18	71	8	98
01	0	0	37	0	37
02	0	0	63	0	63
03	0	0	48	0	48
04	0	0	43	0	43
05	0	0	53	0	53
06	0	0	47	0	47
07	0	0	23	0	23
08	0	0	8	0	8
09	0	0	6	0	6
10	0	0	3	0	3
11	0	0	9	0	9
12	0	0	8	0	8
Over 12	0	0	67	0	67
Total	1	18	486	8	513



Respiratory Outpatient waiting list

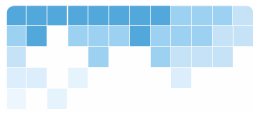
Referrals waiting for an appointment by category and months waited

Total referrals waiting = 500




Category 1 Category 2 Category 3 Uncategorised

Earliest Referral Received =
2 November 2017



Referrals waiting for an outpatient appointment Respiratory

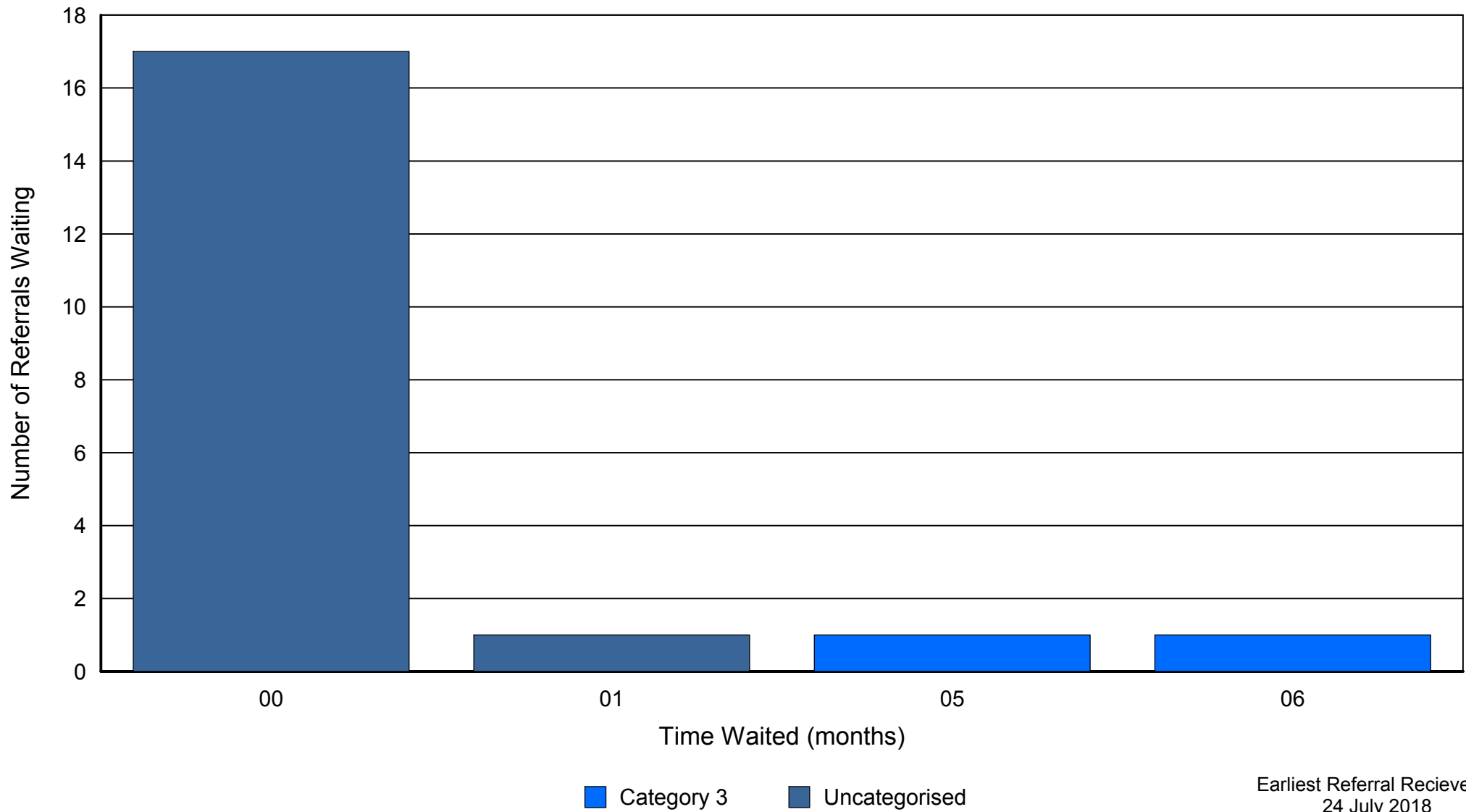
Time waited (months)	Category 1	Category 2	Category 3	Uncategorised	Total
00	5	35	11	39	90
01	2	36	3	7	48
02	0	53	11	7	71
03	1	56	6	2	65
04	0	69	9	0	78
05	0	52	5	0	57
06	2	40	6	0	48
07	0	3	8	0	11
08	0	0	4	0	4
09	0	0	5	0	5
10	0	0	4	0	4
11	0	0	7	0	7
12	0	0	2	0	2
Over 12	0	0	10	0	10
Total	10	344	91	55	500



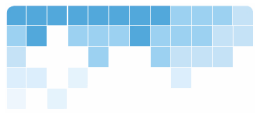
Rheumatology Outpatient waiting list

Referrals waiting for an appointment by category and months waited

Total referrals waiting = 20




Earliest Referral Received =
24 July 2018



Referrals waiting for an outpatient appointment Rheumatology

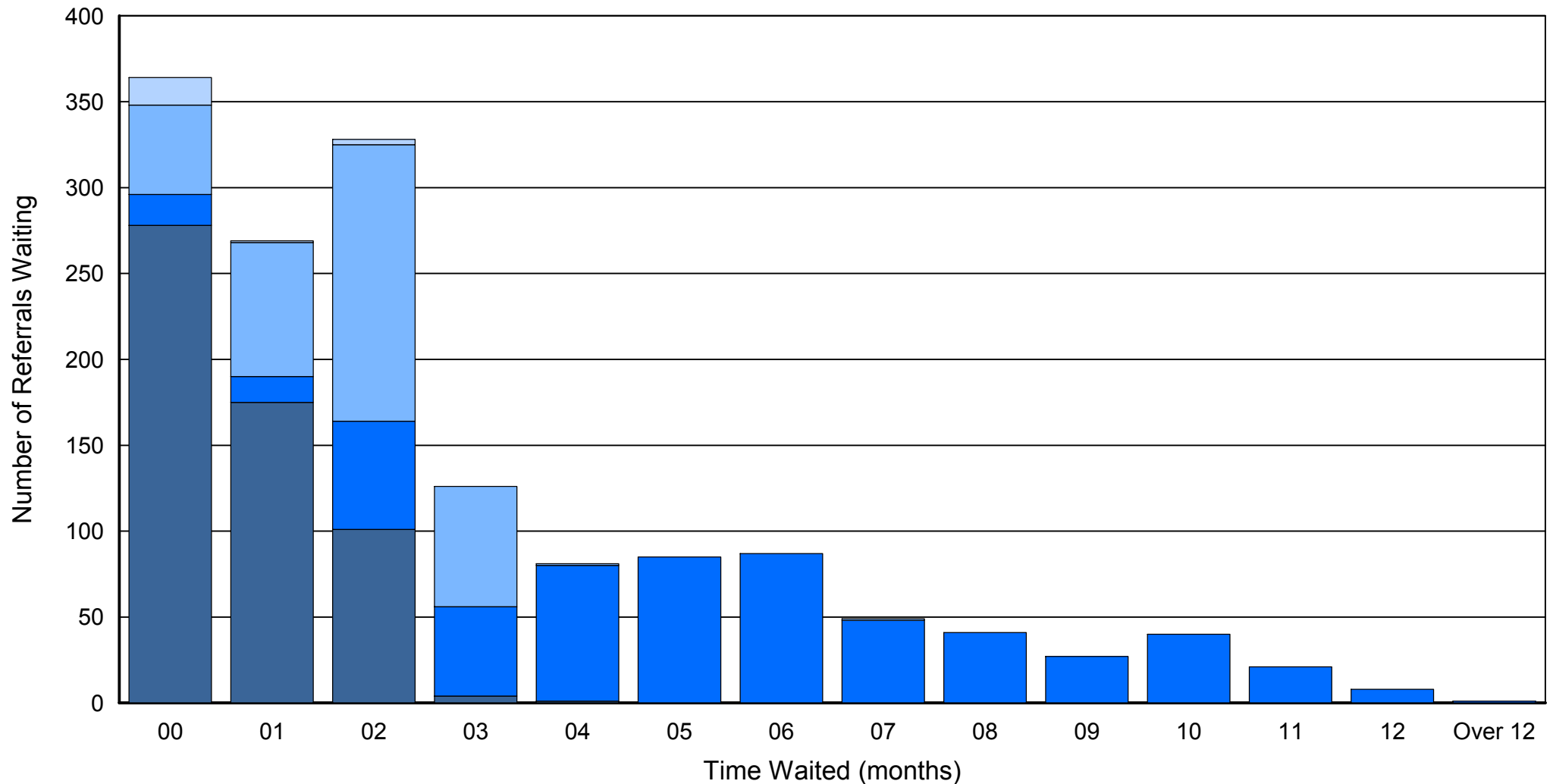
Time waited (months)	Category 3	Uncategorised	Total
00	0	17	17
01	0	1	1
05	1	0	1
06	1	0	1
Total	2	18	20



Surgery Outpatient waiting list


Referrals waiting for an appointment by category and months waited

Total referrals waiting = 1,527




Category 1 Category 2 Category 3 Uncategorised

Earliest Referral Received =
11 September 2017



Referrals waiting for an outpatient appointment Surgery

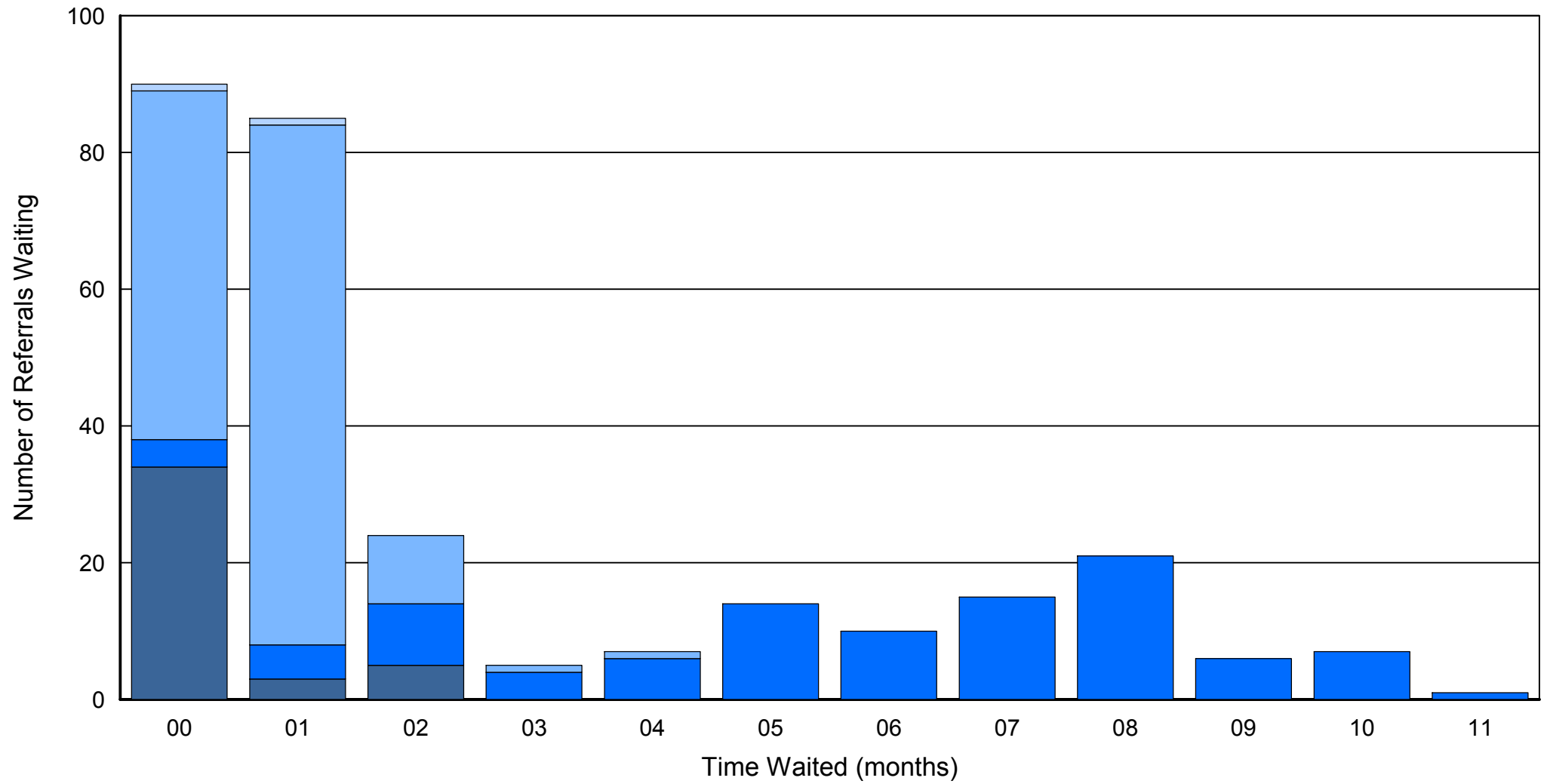
Time waited (months)	Category 1	Category 2	Category 3	Uncategorised	Total
00	16	52	18	278	364
01	1	78	15	175	269
02	3	161	63	101	328
03	0	70	52	4	126
04	0	1	79	1	81
05	0	0	85	0	85
06	0	0	87	0	87
07	0	1	48	0	49
08	0	0	41	0	41
09	0	0	27	0	27
10	0	0	40	0	40
11	0	0	21	0	21
12	0	0	8	0	8
Over 12	0	0	1	0	1
Total	20	363	585	559	1,527



Surgery Colorectal Outpatient waiting list

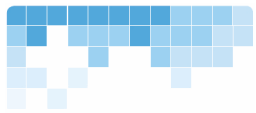
Referrals waiting for an appointment by category and months waited

Total referrals waiting = 285




Category 1 Category 2 Category 3 Uncategorised

Earliest Referral Received =
7 February 2018



Referrals waiting for an outpatient appointment Surgery Colorectal

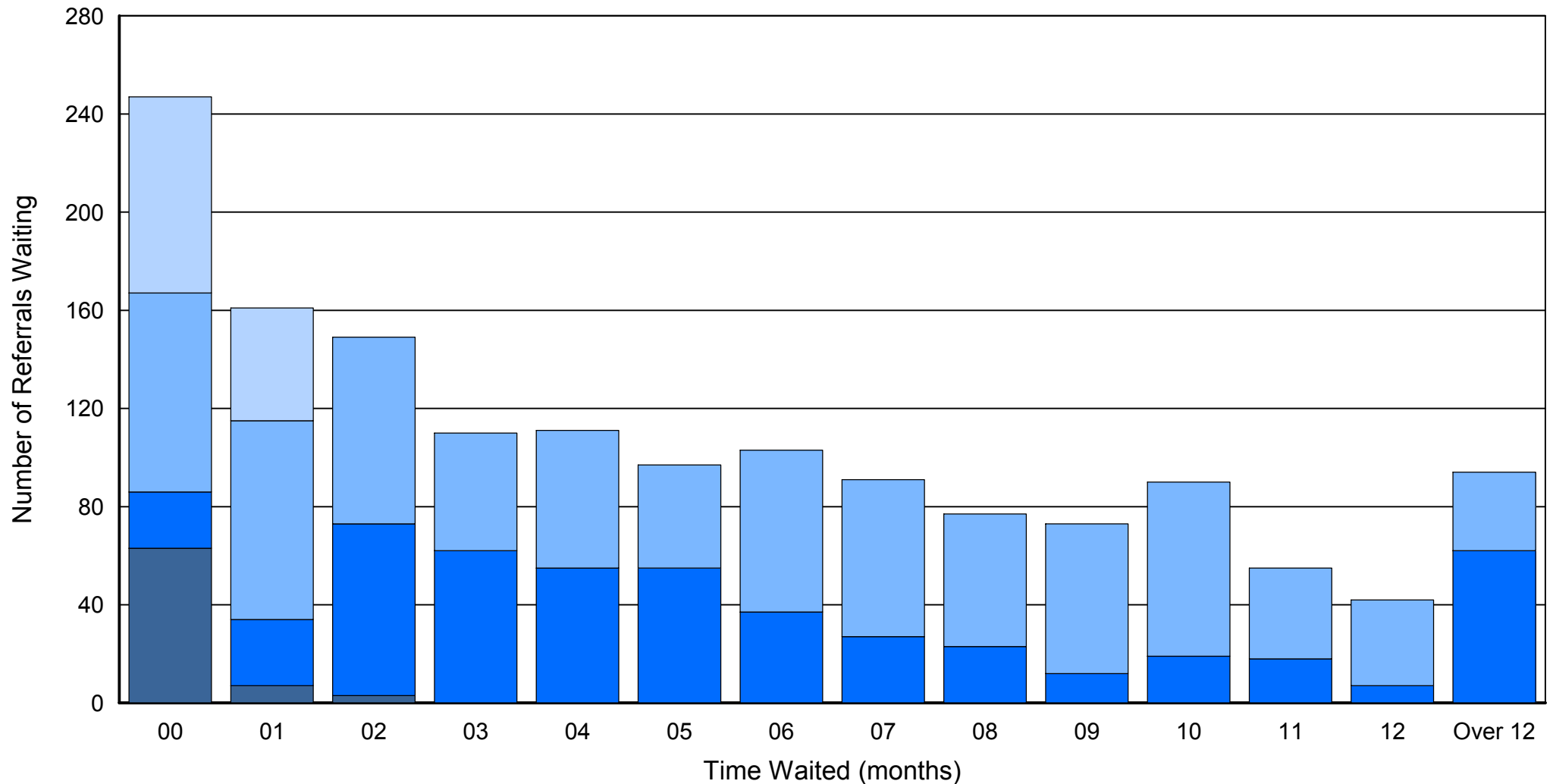
Time waited (months)	Category 1	Category 2	Category 3	Uncategorised	Total
00	1	51	4	34	90
01	1	76	5	3	85
02	0	10	9	5	24
03	0	1	4	0	5
04	0	1	6	0	7
05	0	0	14	0	14
06	0	0	10	0	10
07	0	0	15	0	15
08	0	0	21	0	21
09	0	0	6	0	6
10	0	0	7	0	7
11	0	0	1	0	1
Total	2	139	102	42	285



Urology Outpatient waiting list

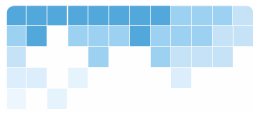
Referrals waiting for an appointment by category and months waited

Total referrals waiting = 1,500




Category 1 Category 2 Category 3 Uncategorised

Earliest Referral Received =
22 November 2016



Referrals waiting for an outpatient appointment Urology

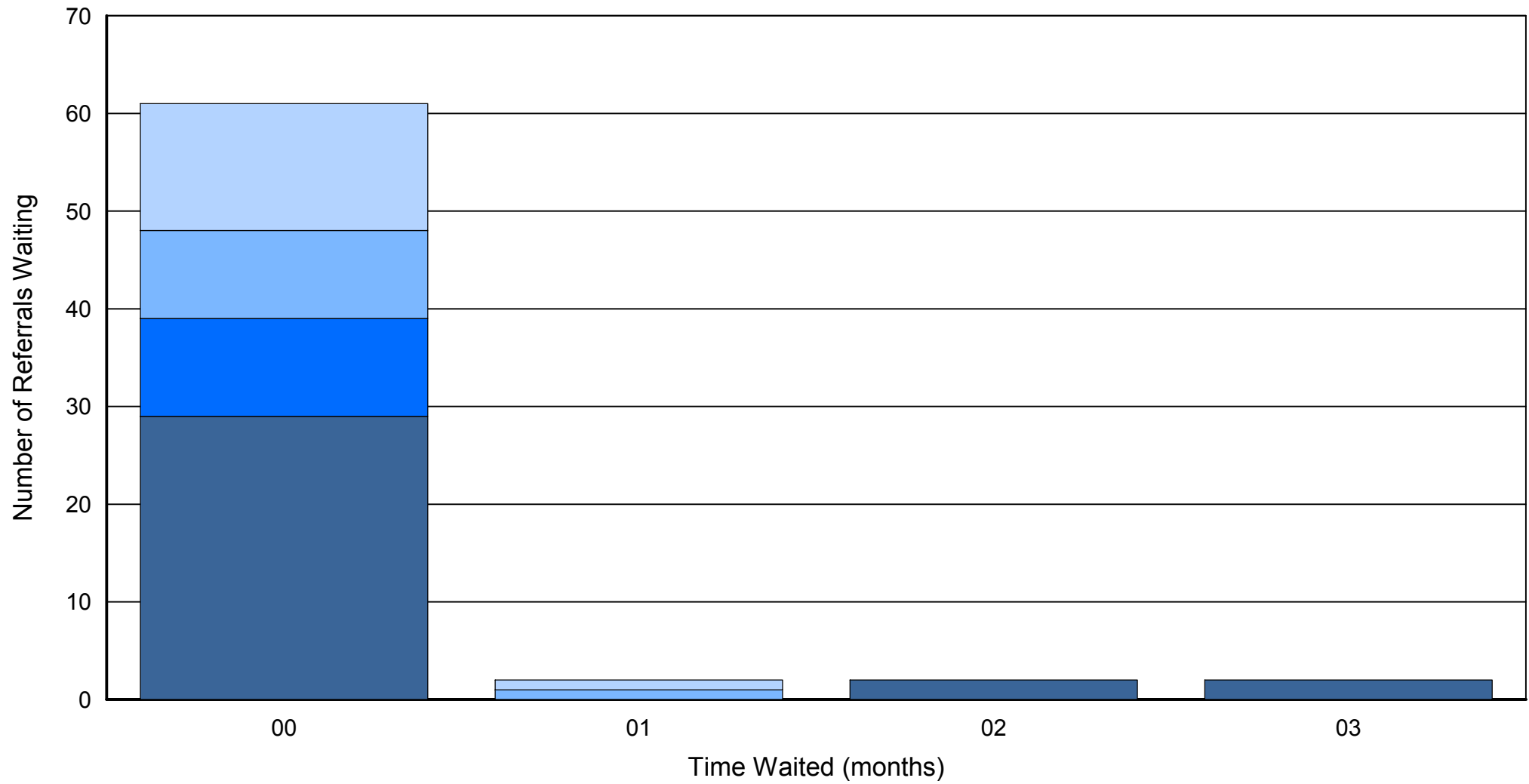
Time waited (months)	Category 1	Category 2	Category 3	Uncategorised	Total
00	80	81	23	63	247
01	46	81	27	7	161
02	0	76	70	3	149
03	0	48	62	0	110
04	0	56	55	0	111
05	0	42	55	0	97
06	0	66	37	0	103
07	0	64	27	0	91
08	0	54	23	0	77
09	0	61	12	0	73
10	0	71	19	0	90
11	0	37	18	0	55
12	0	35	7	0	42
Over 12	0	32	62	0	94
Total	126	804	497	73	1,500



Vascular Surgery Outpatient waiting list

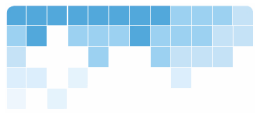
Referrals waiting for an appointment by category and months waited

Total referrals waiting = 67



Category 1 Category 2 Category 3 Uncategorised

Earliest Referral Received =
31 October 2018



Referrals waiting for an outpatient appointment Vascular Surgery

Time waited (months)	Category 1	Category 2	Category 3	Uncategorised	Total
00	13	9	10	29	61
01	1	1	0	0	2
02	0	0	0	2	2
03	0	0	0	2	2
Total	14	10	10	33	67